



# CHATTANOOGA FOOTBALL



**VS.  
ELON**



**SATURDAY, OCT. 30 • 2:00 P.M. (E.D.T.)  
FINLEY STADIUM (20,668) • CHATTANOOGA, TENN.**

## CHATTANOOGA MOCS (5-2, 4-1 SOCON)

Date	Opponent	Time/Result	Watch
Sept. 4.....	No. 3 APPALACHIAN ST.*	L, 41-42.....	SportSouth
Sept. 11.....	at No. 5 Jacksonville St.....	L, 17-21.....	JSUTV
Sept. 18.....	EASTERN KENTUCKY.....	W, 42-24.....	GoMocs.com
Sept. 25.....	at Western Carolina*.....	W, 27-21.....	
Oct. 2.....	Open.....		
Oct. 9.....	at The Citadel*.....	W, 28-10.....	GoMocs.com
Oct. 16.....	No. 18 GEORGIA SOUTHERN*.....	W, 35-27.....	GoMocs.com
Oct. 23.....	at No 25 Furman*.....	W, 36-28.....	
<b>Oct. 30 ...</b>	<b>ELON*</b> .....	<b>2:00 p.m.....</b>	<b>GoMocs.com</b>
Nov. 6.....	at Auburn.....	TBA.....	SEC NEtwork
Nov. 13.....	SAMFORD*.....	2:00 p.m.....	GoMocs.com
Nov. 20.....	at No. 9 Wofford*.....	1:30 p.m.....	TBA

## ELON PHOENIX (2-5, 1-3 SOCON)

Date	Opponent	W-L/Time
Sept. 4.....	at Duke.....	L, 27-41.....
Sept. 11.....	SHAW.....	W, 55-26.....
Sept. 18.....	at Richmond.....	L, 21-27 (OT).....
Sept. 25.....	No. 24 Georgia Southern.....	L, 21-38.....
Oct. 2.....	SAMFORD.....	W, 24-19.....
Oct. 9.....	at No. 1 Appalachian State.....	L, 31-34.....
Oct. 16.....	Open.....	
Oct. 23.....	No. 9 WOFFORD.....	L, 21-28.....
<b>Oct. 30 ...</b>	<b>at No. 20 Chattanooga</b> .....	<b>2:00 p.m.....</b>
Nov. 6.....	at THE CITADEL.....	2:00 p.m.....
Nov. 13.....	FURMAN.....	1:30 p.m.....
Nov. 20.....	WESTERN CAROLINA.....	3:00 p.m.....

## BROADCAST INFORMATION

**Radio:** All Mocs football games are broadcast on ESPN Radio 105.1 FM. The Mocs Radio Network consists of Jim Reynolds (play-by-play), Todd Agne (color analyst) and Will Poindexter (sideline).

**Internet:** Audio and live stats for all UTC games are available on GoMocs.com. Live video is also available on GoMocs.com for the Elon game.

**Television:** There is no television broadcast for the Elon game, live video is available on GoMocs.com.

## CHATTANOOGA MEDIA RELATIONS

Jay Blackman (Director).....	(423) 425-5292
Cell.....	(423) 598-6953
Email.....	Jay-Blackman@utc.edu
Jim Horten (Assistant Director).....	(423) 425-2350
Cell/Email.....	(423) 645-8733/james-horten@utc.edu
Anne Wehunt (Assistant Director).....	(423) 425-4618
Cell/Email.....	(423) 933-5764/anne-wehunt@utc.edu
Nathan Blythe (Assistant).....	(423) 425-2116
Cell/Email.....	(772) 240-8742/nathan-blythe@mocs.utc.edu
Media Relations Fax.....	(423) 425-4610
Finley Stadium Press Box.....	(423) 757-9332

## CONTENTS

Notes.....	1-9	Depth Chart.....	14-15
Media/Ticket Info.....	2	Coaching Staff.....	16-17
Elon Info.....	3	Players.....	18-34
UTC in the Stats Rankings.....	9	The Last Time.....	35-36
Roster.....	10-11	All-Time Bests vs. UTC.....	36
Roster Breakdown.....	12	Stats.....	37
Returning/Lost.....	13	Box Scores.....	45-46

## NO. 20 MOCS HOST ELON...UTC HAS NEVER BEATEN THE PHOENIX AT HOME

When you talk about meaningful college football games in late October in Chattanooga, most fans automatically turn to their favorite SEC teams such as Tennessee, Georgia or Alabama. However, the Chattanooga Mocs (5-2, 4-1 SoCon) are starting to work their way into that conversation with their play over the last two seasons.

In 2009, the Mocs were fighting for their first winning season in four years as the season wound down. Currently, UTC is still in the playoff hunt and just one game behind league leading Appalachian State (7-0, 5-0 SoCon) when they host Elon on Oct. 30. Chattanooga is No. 20 in the nation and has a legitimate shot at making the postseason for the first time since 1984. A win for the Mocs would secure back-to-winning seasons for the first time in nearly 20 years and move them one step closer to 'Restoring the Glory' to Chattanooga football.

Game time against the Phoenix (2-5, 1-3 SoCon) is set for 2:00 p.m. (E.D.T.) at Finley Stadium. Saturday's game will definitely be entertaining to those who like to see teams air it out. Both Elon and UTC are in the top-10 in the nation in passing offense.

Despite a 2-5 overall record, the Phoenix is still a dangerous opponent. They were picked second in the SoCon in the preseason polls and were ranked in the top-10 earlier in the season. UTC has never defeated Elon in Finley Stadium, losing all three of their previous home contests against the Phoenix.

Saturday's game is sponsored by **Ruby Falls** and all youth who show up in their Halloween costumes will receive free admission. Trick-or-treating stations will be set up on the concourse at Finley Stadium.

The Chattanooga FoodBank is also holding a canned food drive for the game. Fans who bring three canned food items will receive free admission.

The Mocs and Lady Mocs basketball teams will be returning to the First Tennessee Pavilion to tipoff their seasons for the second year in a row. Chattanooga is hosting the Memorial Health Care System Blue & Gold Tipoff presented by Praters in the Pavilion just after the Moc Walk at 11:45 a.m. on Saturday. A full court will be installed in the Pavilion and the Mocs basketball teams will be introduced to the crowd. The teams will go through drills, scrimmages and dunking and shooting exhibitions. There will also be a number of interactive games to get the crowd involved with the event.

The football game is expected to see another huge crowd this weekend. Be sure to take advantage of the \$6 tickets available on GoMocs.com by entering the promotional code **"Restore"** courtesy of the Chattanooga Coca-Cola Bottling Company. You can also print your ticket at home to avoid the lines on game day. UTC needs a little less than 10,000 fans for the Elon game to break the single-season attendance record at Finley Stadium.

Fans can also call the UTC Ticket Office at (423) 266-MOCS (6627) or stop by the McKenzie Arena Box Office Monday-Friday, 10-5 p.m. The ticket window at the First Tennessee Pavilion opens at 10:00 a.m. on game day with all other ticket

## TALE OF THE TAPE

Average Hts/Wts of players from the two-deep

ELON		CHATTANOOGA
6-4, 283.....	Off. Line/Tight Ends.....	6-4, 275
6-0, 208.....	Off. Backs (QB & RB).....	6-1, 211
6-0, 194.....	Receivers.....	6-1, 189
6-2, 252.....	Def. Line.....	6-2, 253
6-0, 221.....	Linebackers.....	6-1, 206
5-11, 187.....	Def. Backs.....	5-11, 180

## TOP PERFORMERS AT A GLANCE

PASSING	CMP.	ATT.	INT.	YDS.	TD
<b>UTC</b>					
B.J. Coleman	135	226	7	1,871	16
<b>ELON</b>					
Scott Riddle	197	293	6	2,208	20
RUSHING	ATT.	YDS.	AVG.	TD	
<b>UTC</b>					
Erroll Wynn		86	509	81.7	4
<b>ELON</b>					
Brandon Newsome		58	303	48.0	3
RECEIVING	NO.	YDS.	AVG.	TD	
<b>UTC</b>					
Joel Bradford		55	875	125.0	5
<b>ELON</b>					
Aaron Mellette		59	721	103.0	10
TACKLES	UT	AT	TT	TFL	SACK
<b>UTC</b>					
Ryan Consiglio	44	31	75	4.0	0.0
<b>ELON</b>					
Brandon Wiggins	38	34	72	3.5	1.0

## FOOTBALL INFORMATION

2009 Record .....	6-5
2009 Southern Conference Record/Finish.....	4-4/4th
Base Offensive/Defensive Alignments.....	multiple/multiple
Starters Returning/Lost.....	18/8
Lettermen Returning/Lost.....	41/20
Offensive Lettermen Returning/Lost (Starters) .....	25/10 (9/3)
Defensive Lettermen Returning/Lost (Starters).....	14/9 (7/4)
Specialist Lettermen Returning/Lost (Starters) .....	2/1 (2/1)
Offensive Linemen Returning/Lost (Starters).....	9/1 (5/0)
Receivers Returning/Lost (Starters).....	6/5 (1/2)
Defensive Linemen Returning/Lost (Starters) .....	5/3 (2/2)
Linebackers Returning/Lost (Starters).....	4/5 (1/2)
Secondary Returning/Lost (Starters).....	4/0 (4/0)

## FOOTBALL HISTORY

Seasons .....	103rd
All-Time Record.....	460-471-32 (.494)
Record at Finley Stadium.....	30-42 (.417)
Southern Conference Titles.....	4 (1977t, 1978t, 1979t, 1984t)
NCAA Playoff Appearances (Last) .....	1 (1984)

## FOOTBALL STAFF

<b>Head Coach .....</b>	<b>Russ Huesman</b>
alma mater .....	Chattanooga '83
Record @ UTC .....	11-7 (2nd Year)
Career Record .....	same
Office Phone .....	(423) 425-4494
<b>Off. Coord ....</b>	<b>Marcus Satterfield (2nd Year) - East Tenn. St. '99</b>
Phone/Email ...	(423) 425-4227/marcus-satterfield@utc.edu
<b>Def. Coord .....</b>	<b>Adam Fuller (2nd Year) - Sacred Heart '98</b>
Phone/Email .....	(423) 425-4145/adam-fuller@utc.edu
<b>OL (C/G) ....</b>	<b>Russ Ehrenfeld (2nd Year) - Chattanooga '81</b>
Phone/Email ..	(423) 425-4271/ russell-ehrenfeld@utc.edu
<b>Def. Line.....</b>	<b>Jimmy Lindsey (1st Year) - Chattanooga '02</b>
Phone/Email .....	(423) 425-4798/jimmy-lindsey@utc.edu
<b>OL (T/TE).....</b>	<b>Geep Wade (1st Year) - Chattanooga '02</b>
Phone/Email .....	(423) 425-4308/gideon-wade@utc.edu
<b>Def. Line.....</b>	<b>Marcus West (2nd Year) - Memphis '05</b>
Phone/Email .....	(423) 425-2223/ marcus-west@utc.edu
<b>Running Backs....</b>	<b>Jamaal Fobbs (1st Year) - Oklahoma State '01</b>
Phone/Email .....	(423) 425-4117/jamaal-fobbs@utc.edu
<b>Linebackers... </b>	<b>Tony Coode (2nd Year) - Chattanooga '01</b>
Phone/Email .....	(423) 425-4558/anthony-coode@utc.edu
<b>Wide Receivers .....</b>	<b>Will Healy (2nd Year) - Richmond '08</b>
Phone/Email .....	(423) 425-5604/william-healy@utc.edu
<b>Def. Backs Assistant..</b>	<b>B.J. Hogan (2nd Year) - Widener '06</b>
Phone/Email .....	(423) 425-2225/william-hogan@utc.edu

## FOOTBALL SUPPORT STAFF

Administrative Assistant .....	Teresa Adcox
Phone .....	(423) 425-4494
Email .....	teresa-adcox@utc.edu
Strength & Conditioning .....	Scott Brincks
Phone .....	(423) 425-5293
Email .....	scott-brincks@utc.edu
Head Athletic Trainer .....	Todd Bullard
Phone .....	(423) 425-4740
Email .....	todd-bullard@utc.edu
Video Coordinator .....	Alex Schnitzer
Phone .....	(423) 425-5385
Email .....	tpf784@mocs.utc.edu

## MEDIA/TICKET INFORMATION

### CHATTANOOGA PRACTICE POLICIES

Unless otherwise noted, Chattanooga's practices are open to the media. In the event of inclement weather, practices may be moved to Finley Stadium. All photographers must check in with a UTC Athletics Communications representatives prior to shooting.

### This Week's Practice Schedule (subject to change)

Sunday	Meetings	McKenzie Arena
Monday	Off	
Tuesday	3:30-5:30 p.m.	Scrappy Moore Field
Wednesday	3:30-5:30 p.m.	Scrappy Moore Field
Thursday	3:30-5:30 p.m.	Scrappy Moore Field
Friday	Off	
<b>Saturday</b>	<b>vs. Elon</b>	<b>2:00 p.m. (E.D.T.)</b>

Practices are open to accredited media and patrons of the program who have received pre-approved access.

### RUSS HUESMAN INTERVIEW OPPORTUNITIES

#### SoCon Teleconference

The SoCon teleconference is conducted every Tuesday through Nov. 16, starting at 10 a.m. Eastern Time. Contact the conference office to access the number. Audio clips will be available each Tuesday after 3:30 p.m. ET at [www.soconsports.com](http://www.soconsports.com).

10:00-10:08	Jerry Moore, Appalachian State
10:08-10:16	Kevin Higgins, The Citadel
10:16-10:24	Pete Lembo, Elon
10:24-10:32	Bobby Lamb, Furman
10:32-10:40	Jeff Monken, Georgia Southern
10:40-10:48	Pat Sullivan, Samford
<b>10:48-10:56</b>	<b>Russ Huesman, Chattanooga</b>
10:56-11:04	Dennis Wagner, Western Carolina
11:04-11:12	Mike Ayers, Wofford

#### Wednesday's Media Luncheon

The Mocs' Media Luncheon is Wednesdays from 12:00 p.m. to 1:15 p.m. in the media room on the first floor of McKenzie Arena. Coach Huesman is available at 12:10 p.m. Audio and video clips from Coach Huesman and quotes from Huesman and selected Mocs players are available at [www.GoMocs.com](http://www.GoMocs.com) - at approximately 4 p.m. ET throughout the season.

#### Post Practice

Coach Huesman is available for brief on-field interviews immediately after practice.

#### By Phone

Coach Huesman is available by phone in the early part of the week. Contact UTC's Assistant A.D. - Communications Jay Blackman at [jay-blackman@utc.edu](mailto:jay-blackman@utc.edu).

### CHATTANOOGA PLAYER INTERVIEW OPPORTUNITIES

All player interviews must be arranged through the UTC Athletics Media Relations office. The best time for player interviews is after practice. Weekly player interviews must be concluded by the end of practice on Thursday for Saturday games. Selected players will also be available at Tuesday's media luncheon.

### WIRELESS IN THE UTC PRESS BOX

The press box at Finley Stadium is fully equipped for wireless connections. Access is free, but you will need to get a password from an UTC Athletics Communications representative.

### TICKET INFORMATION

Ticket office hours at the McKenzie Arena are 10-5 M-F.

#### Individual game tickets are available:

- online at [www.gomocs.com](http://www.gomocs.com)
- by calling (423) 266-MOCS (6627)
- at the ticket office at the McKenzie Arena
- The ticket window at the First Tennessee Pavilion opens four hours prior to kick-off. All other ticket windows at Finley Stadium open three hours prior to kick-off.
- UTC students get in free by presenting a valid UTC ID with the 2010 sticker at any gate at Finley Stadium. The UTC student section is 126-128 in the north stands across from the skybox.

### MOCS RADIO NETWORK

All Mocs football games are broadcast by the Mocs Radio Network and carried in the Chattanooga area on ESPN Radio 105.1 FM. An online broadcast of all Mocs games is also available on [GoMocs.com](http://GoMocs.com). The Mocs Radio Network consists of Jim Reynolds (play-by-play), Todd Agne (color analyst) and Will Poindexter (sideline).

### INSIDE CHATTANOOGA FOOTBALL

*Inside Chattanooga Football* is hosted by the 'Voice of the Mocs' Jim Reynolds along with UTC head football coach Russ Huesman. The show broadcasts throughout the state and the region on various cable channels. For a full listing of air times and channels in the Chattanooga, Knoxville, Memphis and Nashville markets, see the chart below. The show airs in the southeast region at 4:00 p.m. (ET) on Thursdays on CSS and is also available through Comcast On Demand in Chattanooga and via Chattanooga All Access on [GoMocs.com](http://GoMocs.com).

#### Inside Chattanooga Football Broadcast Schedule

Tuesday	8:00 p.m. - Chattanooga 96
Thursday	11:00 a.m. - Chattanooga 96
	4:00 p.m. - CSS (Regional)
	6:30 a.m. (CT) - Nashville CSS
	7:30 p.m. (CT) - Nashville CSN 49
	7:30 p.m. - Knoxville Comcast 99
	9:00 p.m. (CT) - Memphis Comcast 30
Friday	11:00 a.m. - Chattanooga 96
	6:30 p.m. - Chattanooga 96

### CHAT WITH THE MOCS

*Chat with the Mocs* is UTC's weekly radio show that broadcasts throughout the year. Hosted by the "Voice of the Mocs" Jim Reynolds and broadcast on ESPN Radio 105.1 FM in Chattanooga, this is a live show from Buffalo Wild Wings in Chattanooga. Be sure to check [GoMocs.com](http://GoMocs.com) for weekly broadcast time and location.

### GAMEDAY LOCATION OF MOCS COACHES

#### Sidelines

Russ Huesman, Head Coach
Adam Fuller, Defensive Coordinator
Marcus Satterfield, Offensive Coordinator
Tony Coode, Tight Ends
Will Healy, Receivers
Jimmy Lindsey, Defensive Line
Geep Wade, Offensive Line

#### Press Box

Russ Ehrenfeld, Offensive Line
Jamaal Fobbs, Running Backs
B.J. Hogan, Defensive Backs
Marcus West, Defensive Line

**ELON INFORMATION**

2010 ELON STATS	Elon	OPP
<b>SCORING</b>	200	213
Points Per Game	28.6	30.4
<b>FIRST DOWNS</b>	163	159
Rushing	36	77
Passing	115	63
Penalty	12	19
<b>RUSHING YARDAGE</b>	661	1496
Yards gained rushing	814	1675
Yards lost rushing	153	179
Rushing Attempts	176	314
Average Per Rush	3.8	4.8
Average Per Game	94.4	213.7
TDs Rushing	6	20
<b>PASSING YARDAGE</b>	2291	1399
Comp-Att-Int	206-312-6	108-175-6
Average Per Pass	7.3	8.0
Average Per Catch	11.1	13.0
Average Per Game	327.3	199.9
TDs Passing	20	7
<b>TOTAL OFFENSE</b>	2952	2895
Total Plays	488	489
Average Per Play	6.0	5.9
Average Per Game	421.7	413.6
<b>KICK RETURNS: #-Yards</b>	34-670	35-701
<b>PUNT RETURNS: #-Yards</b>	6-86	7-34
<b>INT RETURNS: #-Yards</b>	6-36	6-63
<b>KICK RETURN AVERAGE</b>	19.7	20.0
<b>PUNT RETURN AVERAGE</b>	14.3	4.9
<b>INT RETURN AVERAGE</b>	6.0	10.5
<b>FUMBLES-LOST</b>	7-5	12-8
<b>PENALTIES-Yards</b>	44-408	47-415
Average Per Game	58.3	59.3
<b>PUNTS-Yards</b>	25-929	27-994
Average Per Punt	37.2	36.8
Net punt average	33.4	31.4
<b>TIME OF POSSESSION/Game</b>	29:07	30:53
<b>3RD-DOWN Conversions</b>	41/93	42/97
3rd-Down Pct	44%	43%
<b>4TH-DOWN Conversions</b>	6/11	12/14
4th-Down Pct	55%	86%
<b>SACKS BY-Yards</b>	9-72	14-96
<b>TOUCHDOWNS SCORED</b>	26	29
<b>FIELD GOALS-ATTEMPTS</b>	6-11	5-7
<b>ON-SIDE KICKS</b>	0-1	0-0
<b>RED-ZONE SCORES</b>	(23-26) 88%	(23-27) 85%
<b>RED-ZONE TOUCHDOWNS</b>	(18-26) 69%	(20-27) 74%
<b>PAT-ATTEMPTS</b>	(26-26) 100%	(24-26) 92%
<b>ATTENDANCE</b>	28351	92474
Games/Avg Per Game	3/9450	4/23118

Score by Qtr	1	2	3	4	OT	Tot.	Avg.
Elon	48	69	38	45	0	200	28.6
Opponent	28	77	44	58	6	213	30.4

**MATCHUP AT A GLANCE**

ELON	VS.	CHATTANOOGA
Elon, N.C.....	Location	Chattanooga, Tenn.
5,666.....	Enrollment	10,781
1889.....	Founded	1886
Phoenix.....	Nickname	Mocs
Maroon & Gold.....	Colors	Blue & Gold
Southern.....	Conference	Southern
Rhodes.....	Stadium	Finley
11,250.....	Capacity	20,668
Pete Lembo.....	Head Coach	Russ Huesman
31-22.....	Coach's Record at School	11-7
5th.....	Years	2nd
75-36.....	Coach's Overall Record	same
10th.....	Years	same
2-5.....	Overall Record	5-2
1-3.....	Conference Record	4-1
T6th.....	Conference Standing	3rd
NR.....	National Ranking	20 <sup>9th</sup> /23 <sup>rd</sup>
28.6.....	Points/Game	32.3
6th/26th.....	(Conf/Nat Rank*)	3rd/15th
94.4.....	Rushing Yards/Game	162.9
9th/100th.....	(Conf/Nat Rank)*	6th/44th
327.3.....	Passing Yards/Game	268.6
1st/3rd.....	(Conf/Nat Rank*)	2nd/10th
421.7.....	Total Yards/Game	431.4
3rd/12th.....	(Conf/Nat Rank*)	2nd/9th
30.4.....	Opponent Points/Game	24.7
8th/93rd.....	(Conf/Nat Rank*)	5th/58th
213.7.....	Opponent Rushing Yards/Game	135.3
8th/108th.....	(Conf/Nat Rank*)	3rd/T42nd
199.9.....	Opponent Passing Yards/Game	185.6
6th/57th.....	(Conf/Nat Rank*)	5th/42nd
413.6.....	Opponent Total Yards/Game	320.9
8th/106th.....	(Conf/Nat Rank*)	3rd/36th

\*9 SoCon Teams/117 FCS Teams

**ELON**

(Elon leads 5-2)

Home: 0-3, Away: 2-2, Neutral 0-0

10-18-03.....	Elon.....	W	24-7
10-16-04.....	Chattanooga.....	L	26-35
10-15-05.....	Elon.....	W	10-7
10-28-06.....	Chattanooga.....	L	17-20
10-27-07.....	Elon.....	L	28-38
10-18-08.....	Chattanooga.....	L	7-42
10-24-09.....	Elon.....	L	10-45

**ELON QUICK FACTS**

Location.....	Elon, N.C.
Enrollment.....	5,666
Conference.....	Southern
Nickname.....	Phoenix
Stadium (Capacity).....	Rhodes (11,250)
President.....	Dr. Leo Lambert
Dir. of Athletics.....	Dave Blank
Head Coach.....	Pete Lembo
Career Record (Yrs).....	75-36 (10th)
Record at School (Yrs).....	31-22 (5th)
Returning Lettermen.....	39
Lettermen Lost.....	15
Returning Starters (O/D/S).....	15 (7/6/2)
Starters Lost (O/D/S).....	9 (4/5/0)
SID Contact.....	Chris Rash
Office Phone.....	(336) 278-6712
Mobile Phone.....	(336) 263-4737
Website.....	www.ElonPhoenix.com
Press Box.....	(336) 278-6777
Series Record.....	2-5
Last Time.....	Lost 10-45 at Elon (10/24/09)
Last UTC Win.....	10-7 at Elon (10/15/05)

## 2010 SOUTHERN CONFERENCE

### 2010 Preseason Coaches Poll

Team	2010 Overall		2010 SoCon	
	W-L	Pct.	W-L	Pct.
No. 1 Appalachian St. <sup>1</sup>	7-0	1.000	5-0	1.000
No. 9 Wofford <sup>6/5</sup>	6-1	.857	4-0	1.000
<b>No. 20 Chattanooga<sup>3/4</sup></b>	<b>5-2</b>	<b>.714</b>	<b>4-1</b>	<b>.800</b>
Furman <sup>3</sup>	4-3	.571	2-2	.500
Georgia Southern <sup>7/6</sup>	4-3	.571	2-2	.500
Samford <sup>4/7</sup>	3-4	.429	1-3	.250
Elon <sup>2</sup>	2-5	.286	1-3	.250
Western Carolina <sup>9/8</sup>	2-6	.250	1-4	.200
The Citadel <sup>8/9</sup>	2-6	.250	0-5	.000

SoCon Preseason Polls (Coaches/Media)

### 2010 Southern Conference Football

#### Players of the Week

Offense	Defense	Freshman	Spec. Teams
W1 DeAndre Presley (ASU)	Brandon Wiggins (Elon)	Matt Thompson (Cit)	Adrian Mora (GSU)
W2 Brian Quick (ASU)	<b>Ryan Consiglio (UTC)</b>	Quin Roberson (Sam)	<b>Mike Hammons (UTC)</b>
W3 <b>Joel Bradford (UTC)</b>	Torez Jones (WCU)	Shawn Boone (Fur)	Jason Vitaris (ASU)
Adam Mims (Fur)			
W4 DeAndre Presley (ASU)	Laron Scott (GSU)	<b>Kadeem Wise (UTC)</b>	Sam Martin (ASU)
W5 Eric Breitenstein (Wof)	Adam Hearn (WCU)	Brandon Pechloff (WCU)	Cameron Yaw (Sam)
W6 DeAndre Presley (ASU)	Jamael Lett (Sam)	<b>Keon Williams (UTC)</b>	Cass Couey (Cit)
W7 DeAndre Presley (ASU)	Ryan Steed (Fur)	Donovan Johnson (Wof)	Ray Early (Fur)
W8 <b>Joel Bradford (UTC)</b>	Jabari Fletcher (ASU)	Deja Alexander (WCU)	Mike Rucker (Wof)

### 2010 Southern Conference Football

#### Preseason All-Conference Teams

<b>Offensive Player of the Year:</b>	Scott Riddle, Sr., QB, Elon
<b>Defensive Player of the Year:</b>	Bryce Smith, Sr., LB, Samford

First Team	Offense	Second Team
Scott Riddle, Sr., Elon	QB <b>B.J. Coleman, Jr., Chattanooga</b>	
Chris Evans, Jr., Samford	RB Tersoo Uhaa, Jr., Furman	
Devon Moore, Jr., ASU	RB Mike Rucker, Sr., Wofford	
Brett Irvin, Sr., ASU	OL Daniel Kilgore, Sr., ASU	
Pat Mills, Sr., ASU	OL Clark Bishop, Sr., Wofford	
Thomas Gray, Sr., Samford	OL Matt Ruff, Jr., ASU	
<b>Chris Harr, Sr., Chattanooga</b>	OL Rodney Austin, Jr., Elon	
Pat Illig, Sr., Wofford	OL Ryan Lee, Jr., Furman	
Ben Jordan, So., ASU	TE Alex Sellars, Jr., The Citadel	
Adam Mims, Sr., Furman	WR Riley Hawkins, Jr., Samford	
Brian Quick, Jr., ASU	WR Marquell, Pittman, Sr., WCU	

First Team	Defense	Second Team
Jabari Fletcher, Sr., ASU	DL Jordan Gibson, Sr., Elon	
Lanston Tanyi, Jr., ASU	DL John Michael Clay, Jr., Samford	
Brandon Ward, Sr., Elon	DL <b>Josh Williams, So., Chattanooga</b>	
Brent Russell, So., GSU	DL Ameet Pall, Jr., Wofford	
	Eric Eberhardt, Jr., Wofford	
D.J. Smith, Sr., ASU	LB Joshua Jones, Jr., Elon	
Bryce Smith, Sr., Samford	LB <b>Ryan Consiglio, Jr., Chattanooga</b>	
Kadarron Anderson, Jr., Furman	LB Mike Nlam, Jr., Wofford	
Mark LeGree, Sr., ASU	DB Terrell Wilson, Sr., Elon	
Cortez Allen, Sr., The Citadel	DB Max Lerner, Sr., Furman	
<b>Buster Skrine, Sr., Chattanooga</b>	DB Ed Gainey, Jr., ASU	
Mitchell Bell, Sr., WCU	DB Laron Scott, Jr., GSU	

First Team	Special Teams	Second Team
Jason Vitaris, Sr., ASU	PK Blake Bostic, Sr., WCU	
Bob Hooper, Sr., Samford	P <b>Mike Hammons, Jr., Chattanooga</b>	
Adam Mims, Sr., Furman	RS Richie Fordham, Jr., Samford	

windows opening at 11:00 a.m. There are no ticket sales at McKenzie Arena on Saturday. The ticket window at the St. Elmo gate on the south side of Finley will open from noon to 5:00 p.m. on Friday.

#### ON THE AIR

Jim Reynolds, who is in his 31st season as the 'Voice of the Mocs', will have the call on the Mocs Sports Network. Fans can tune into the flagship station, ESPN Radio 105.1 FM in Chattanooga, or listen online on Chattanooga All Access on GoMocs.com. Todd Agne will provide the color commentary with Will Poindexter on the sidelines. Pregame coverage starts at 1:00 p.m. (E.D.T.).

#### PREVIEWING CHATTANOOGA

The 20th-ranked Mocs are trying to win their sixth consecutive game for the first time since the 1979-1980 seasons. They are also looking to win five straight SoCon games for the first time in school history.

Junior QB B.J. Coleman (Chattanooga, Tenn.) leads the offensive attack, completing 59% (135-226) of his pass attempts. He is second in the SoCon and No. 7 in the nation with 267.3 yards in the air per game. He also has 16 touchdown passes to go against seven interceptions on the year. He threw for a career-high 432 yards in the Mocs' last game at Furman. The Paladins had the No. 2 pass defense in the nation coming into that game.

Coleman's favorite target is his former high school teammate Joel Bradford (Chattanooga, Tenn.). The junior receiver leads the nation with 125.0 receiving yards per game. His 7.9 catches per game are second in the league and No. 4 nationally. UTC is currently No. 10 in the country in passing offense with 269 yards in the air per game. It averages 431 yards of total offense, ranking second in the SoCon and ninth nationally.

The ground game is led by a true freshman and a fifth-year senior in Keon Williams (Chattanooga, Tenn.) and Erroll Wynn (Jonesboro, Ga.). After sitting out 2009 as a redshirt, Wynn is currently third in the SoCon with 81.7 rushing yards per game. Williams became the first UTC freshman since Wynn in 2006 to top 100 rushing yards in a game, totaling 101 at The Citadel on Oct. 9. He is currently the starter and averages 4.3 yards per carry.

Junior LB Ryan Consiglio (Franklin, Tenn.), leads the team and is tied for third in the SoCon with 10.7 tackles per game. Fellow junior Chris Donald (Huntingdon, Tenn.) is tied for No. 5 in the nation with 7.0 sacks per game. Freshman defensive back Kadeem Wise (Lawrenceville, Ga.) leads the nation with six interceptions. His fifth pick at The Citadel broke the UTC freshman record previously held by head coach Russ Huesman (1978). Together they lead a defense that is ranked No. 3 in the league, allowing 320.9 yards of total offense per game.

Mocs head coach Russ Huesman, the 2009 SoCon Coach of the Year, is in his second season at UTC. He led Chattanooga to its first winning season since 2005 with last year's 6-5 mark. He has an overall record of 11-7 and is 8-5 in league games.

#### PREVIEWING ELON

The Phoenix was supposed to be one of the top teams in the country coming into the year. Elon was a preseason top-10 selection after making the FCS playoffs in 2009. Both the SoCon coaches and media picked them second in the preseason league polls. They come into Saturday's game with a 2-5 record, 1-3 in the SoCon, having dropped four of the last five. Three of the five losses have been by a touchdown or less. Four of the losses have come to ranked FCS teams, while the other was to an FBS opponent (Duke).

Senior quarterback Scott Riddle is one of 20 members of the preseason watch list for the Walter Payton Award which is presented annually to the top offensive player at the FCS level. He has led the league in passing yards in each of his first three seasons in the league and is currently at the top of the list again, averaging 315 yards per game. He is the SoCon's all-time leader in passing yards with 12,241 in his career.

Sophomore Aaron Mellette is Riddle's favorite target, leading the SoCon and No. 2 in the nation with 8.4 catches per game. He is also second in the league and sixth in the country with 103 receiving yards per game. As a team, Elon is putting up 327 yards of offense in the air, ranking No. 3 in the nation.

Senior Brandon Wiggins leads the defensive unit with 10.3 tackles per game. Elon is currently eighth in the SoCon and 106th in the country in total defense, allowing 413.6 yards per game. They are also eighth in the league and 108th nationally against the run, giving up 213.7 yards per game on the ground.

#### QUICK NOTES TO KNOW ABOUT THE ELON GAME

- The Mocs are looking for their sixth consecutive win. They have not won six in a row since head coach Russ Huesman was a junior defensive back in 1980.

- UTC is also looking for its fifth consecutive SoCon win...that feat has never been accomplished at UTC.

• A win over Elon would guarantee back-to-back winning seasons for the first time since 1990 (6-5) and 1991 (7-4)...it would also clinch a winning record in SoCon action for the first time since going 4-3 in league play in 1991...UTC has not won five SoCon games in a season since 1985 (5-2).

• UTC has never defeated Elon in Finley Stadium (0-3)...the Mocs are just 2-5 all-time against the Phoenix, having dropped four straight in the series.

• A win over Elon will guarantee back-to-back home winning seasons for the first time since 1999 and 2000.

• Junior WR Joel Bradford leads the nation with 125.0 receiving yards per game and is No. 4 in the FCS with 7.9 receptions per game.

• The game features two of the top-10 passing attacks in the nation...Elon is No. 3 in the FCS, averaging 327.3 yards per game...the Mocs are No. 10 in the country, putting up 268.6 yards per game in the air.

• Freshman Kadeem Wise is tied for No. 1 in the nation with six interceptions on the year.

• Senior OL T.J. Hurlless (Suwanee, Ga.) has started the last 31 games of his career, the longest such streak on the team...senior RT Chris Harr is right behind him with 30 consecutive starts.

• Junior QB B.J. Coleman is second in the SoCon and No. 7 in the nation with 267 passing yards per game.

• Junior DL Chris Donald is tied for No. 5 in the nation with 7.0 sacks on the year.

• UTC is 10th in the nation with 12 interceptions on the year...they are No. 8 in the country with 10 fumble recoveries.

• The Mocs lead the SoCon and a 7th in the country in 3rd Down Conversions at 47% (45/96)...11/21 at Furman last week.

• Chattanooga is No. 2 in the SoCon and ninth in the country in total offense, averaging 431.4 yards per game.

**MORE ON THE WINNING STREAK**

UTC has run off five straight wins for the first time since 1980. The last time the Mocs won six in a row was the last three games of the 1979 season and the first three games in 1980. UTC has also won four straight SoCon games and is looking for a fifth consecutive league win for the first time in school history.

**IN THE RANKINGS**

UTC is currently ranked No. 20 in the Sports Network/Fathead.com FCS Top-25 and No. 23 in the FCS Coaches poll. It is the second week in a row the Mocs have been ranked in the top 25 after checking in at No. 24 last week. This is UTC's highest national ranking since reaching the No. 17 slot in the Sporting News Preseason Top-25 in 1992. Chattanooga is 3-10 all-time as a ranked team. The highest national ranking on record was No. 9 on Sept. 21, 1992.

**"RESTORE THE GLORY"**

For the past two years, the slogan for the Mocs football program has been, "Restore the Glory." Head Coach Russ Huesman was hired in December 2008 to bring back the championship tradition that he helped to build as a defensive back for the Mocs from 1978-81. During his time at UTC, the Mocs won two Southern Conference championships under legendary head coach Joe Morrison. In fact, UTC won the SoCon in four of its first eight years in the league (1977, 1978, 1979 and 1984). Just 18 games into his tenure, Coach Huesman has taken a team that went 1-11 in the year prior to his arrival and rebuilt them into a nationally ranked squad. UTC is No. 20 in the nation this week and the Mocs are No. 3 in the SoCon, one game out of first place in the league race. There is still a long way to go to "Restore the Glory," but Coach Huesman certainly has the Mocs moving in the right direction.

**BRADFORD'S RETURN TO RECEIVER WAS A WISE MOVE**

Junior WR Joel Bradford's move back to receiver from defensive back is paying huge dividends this season. He has twice set the school record for receiving yards in a game and has the two highest single-game totals in the NCAA this season. He first topped the UTC mark with 254 yards on 11 catches in a 42-24 win against Eastern Kentucky on Sept. 18. Bradford recorded his first career 100-yard game before the end of the first quarter, thanks in large part to an 80-yard touchdown connection with junior QB B.J. Coleman. That strike was the longest by a Moc since 1999 and just the eighth passing play of 80+ yards in school history. He received his first career SoCon Player of the Week honor following the EKU game.

Bradford bested his own mark with 274 yards in a 36-28 win at No. 25 Furman on Oct. 23. He was six yards shy of the SoCon mark set by Appalachian State's DaVon Fowlkes against Elon in 2004. He caught 15 passes, including one touchdown, in Chattanooga's win. Bradford was again named the SoCon Offensive Player of the Week after the Furman game. **He now leads the nation with 125.0 receiving yards per game and ranks fourth in the FCS with 7.9 catches per game.** He has

**UNIVERSITY OF TENNESSEE AT CHATTANOOGA**

Institution .....	University of Tennessee at Chattanooga
Preferred Name.....	Chattanooga
Short Form .....	UTC
<i>Please do not use UT-Chattanooga</i>	
Location .....	Chattanooga, Tenn.
Nickname.....	Mocs (Not Moccasins or Mockingbirds)
Colors..	Navy (PMS 295), Old Gold (PMS 124), Silver (PMS 429)
Mascot .....	Scrappy
Founded.....	1886
Enrollment .....	10,781
Stadium (Capacity)...	Finley Stadium (Davenport Field) (20,668)
Stadium Surface.....	Polyethylene Field Turf
NCAA Affiliation .....	NCAA Division I (Football Championship Subdivision)
Conference .....	Southern
Chancellor .....	Dr. Roger Brown
Faculty Athletics Representative .....	Dr. Michael Jones

**CHATTANOOGA, TENN.**

Founded .....	1838
City Population.....	169,884
Metropolitan Area.....	514,568
Altitude (Downtown) .....	675 Feet
Average Summer Temperature .....	86 (F)
Average Winter Temperature .....	42 (F)

**CHATTANOOGA ATHLETICS STAFF**

<b>Rick Hart .....</b>	<b>Director of Athletics</b>
Phone/Email .....	(423) 425-2270/rick-hart@utc.edu
<b>Matt Pope .....</b>	<b>Sr. Associate A.D. - Internal Operations/Finance</b>
Phone/Email .....	(423) 425-2159/matt-pope@utc.edu
<b>Laura Herron .....</b>	<b>Sr. Associate A.D. - SWA</b>
Phone/Email .....	(423) 425-4583/laura-herron@utc.edu
<b>Andrew Horten .....</b>	<b>Associate A.D. - External</b>
Phone/Email .....	(423) 425-5285/andrew-horten@utc.edu
<b>Mike Royster ...</b>	<b>Assistant A.D. - Athletics Facilities &amp; Equipment</b>
Phone/Email .....	(423) 425-4567/mike-royster@utc.edu
<b>Dr. Emily Blackman .....</b>	<b>Assistant A.D.-Student Support</b>
Phone/Email .....	(423) 425-2007/emily-blackman@utc.edu
<b>Dr. Jay Blackman .....</b>	<b>Assistant A.D. - Communications &amp; Media Relations</b>
Phone/Email .....	(423) 425-5292/jay-blackman@utc.edu
<b>Scott Brincks .....</b>	<b>Director of Athletic Performance</b>
Phone/Email .....	(423) 425-5293/scott-brincks@utc.edu
<b>Todd Bullard.....</b>	<b>Head Athletic Trainer</b>
Phone/Email .....	(423) 425-4740/todd-bullard@utc.edu
<b>Ryan Peck.....</b>	<b>Director of Marketing</b>
Phone/Email .....	(423) 425-4473/ryan-peck@utc.edu
<b>Brandon Potts .....</b>	<b>Director of the Mocs Club</b>
Phone/Email .....	(423) 425-4233/brandon-potts@utc.edu
<b>Owen Seaton.....</b>	<b>Director of Creative Services</b>
Phone/Email .....	(423) 425-2122/owen-seaton@utc.edu
<b>Marquita Turner .....</b>	<b>Director of Compliance</b>
Phone/Email .....	(423) 425-5557/marquita-turner@utc.edu

**FINLEY STADIUM - DAVENPORT FIELD**

Opened .....	1997 (13th Season)
First Game.....	28-7 Win over Tennessee State - Oct. 28, 1997
Seating Capacity .....	20,668 (32 Skyboxes)
UTC's Overall Record .....	30-42 (.417)
UTC's SoCon Record .....	21-34 (.382)
Construction Cost .....	\$28.5 million
Stadium Name Honors .....	W. Max Finley & Gordon Davenport
Highest Attended UTC Game .....	22,642 vs. Tennessee St. (10-28-97)
Highest Attended Game.....	23,010 - 2006 FCS Championship
.....	Appalachian State 49 vs. Delaware 21 - Dec. 14, 2007
Years Hosting the FCS Championship .....	13 (1997-2009)

## IN THE RECORD BOOKS

### Career Rushing Attempts

1. James Roberts (1990-93).....	611
2. Mike Smith (1978-80).....	607
3. Robert Smith (1967-70).....	559
4. <b>Erroll Wynn (2006-Present).....</b>	<b>546</b>

### Career Rushing Yards

1. Gwain Durden (1977-80).....	3,656
2. Mike Smith (1978-80).....	3,340
3. James Roberts (1989-91).....	3,091
4. Eldra Buckley (2005-06).....	2,437
5. Tyrone Coleman (1995-98).....	2,354
6. <b>Erroll Wynn (2006-Present).....</b>	<b>2,294</b>

### Career Sacks

1. Kenny Sanders (1995-98).....	14.5
2. Emmanuel DeWalt (1999-02).....	14.0
3. Josh Beard (2008-09).....	13.0
Tony Hill (1987-90).....	13.0
<b>Joshua Williams (2009-Present).....</b>	<b>11.5</b>

### Career Passing Yards

1. Chris Sanders (1999-2000).....	7,230
2. Kenyon Earl (1991-94).....	6,400
3. Brian Hampton (1995-1998).....	6,200
4. Mickey Brokas (1970-73).....	5,869
5. Steve Woods (1978-81).....	5,026
6. <b>B.J. Coleman (2009-Present).....</b>	<b>4,219</b>

### Career TD Passes

1. Chris Sanders (1999-2000).....	49
2. Kenyon Earl (1991-94).....	42
3. Steve Woods (1978-81).....	40
4. Mickey Brokas (1970-73).....	35
5. <b>B.J. Coleman (2009-Present).....</b>	<b>33</b>

### Career 300-Yard Passing Game

1. Chris Sanders (1999-2000).....	12
2. <b>B.J. Coleman (2009-Present).....</b>	<b>4</b>

### Single-Season Receiving Yards

1. Alonzo Nix (2003).....	1,060
2. Richmond Flowers (2000).....	1,035
3. Rocky Turner (1971).....	984
4. Cos DeMatteo (1999).....	977
5. Cos DeMatteo (2000).....	971
6. Stefpon Hawkins (1997).....	885
7. <b>Joel Bradford (2010).....</b>	<b>875</b>

## FUTURE SCHEDULES

### 2011

Sept. 10..... Jacksonville State  
 Sept. 17..... at Eastern Kentucky  
 SoCon Home: The Citadel, Furman, Western Carolina, Wofford  
 SoCon Away: App. St., Elon, Georgia Southern, Samford

### 2012

Sept. 8..... at Jacksonville State  
 Sept. 15..... Presbyterian  
 SoCon Home: App. St., Elon, Georgia Southern, Samford  
 SoCon Away: The Citadel, Furman, Western Carolina, Wofford

### 2013

Sept. 7..... Jacksonville State  
 SoCon Home: The Citadel, Furman, Western Carolina, Wofford  
 SoCon Away: App. St., Elon, Georgia Southern, Samford

### 2014

Sept. 14..... at Jacksonville State  
 SoCon Home: App. St., Elon, Georgia Southern, Samford  
 SoCon Away: The Citadel, Furman, Western Carolina, Wofford

875 receiving yards in 2010 and is just 185 shy of the single-season school record set by Alonzo Nix in 2003. Bradford is also a dangerous punt returner, averaging 13.4 yds/punt return average in 2010.

### B.J. COLEMAN IS LIVING UP TO THE HYPE

Junior QB B.J. Coleman created quite a stir in the Scenic City when he announced his decision to transfer from Tennessee to Chattanooga in the summer of 2009. His teammates have shown confidence in him by naming him one of three team captains and the league's coaches pegged him a preseason Second Team All-SoCon selection in 2010. He continues to impress in 2010 with:

- 33-58 for a career-high 432 yards passing and two touchdowns at Furman.
  - 5th most passing yards in a game in school history...most since Cedric Stevens had 515 vs. ASU in 2004.
  - Most passing yards in the SoCon this season...3rd highest total in the NCAA this season.
- 135-226 (59.7%) for 1,871 yards, 16 TDs and seven INTs on the year.
  - Third in the SoCon and No. 11 in the nation with a 146.44 passing rating.
  - Second in the SoCon and 7th in the NCAA, averaging 267.3 passing yards per game.
- 4,219 passing yards in his career...6th all-time at UTC.
- 12 200-yard passing games is T2nd on the Mocs' career list.
- 33 career TDs is No. 5 on the Mocs' list.

### MOCs COULD BREAK THE SINGLE-SEASON ATTENDANCE RECORD VS. ELON

With two games remaining on the 2010 home schedule, the Chattanooga Mocs are less than 10,000 away from breaking the single-season attendance record at Finley Stadium. A total of 43,192 fans have attended the three Mocs games in 2010, an average of 14,397 per game. The season record was set last year when 52,515 fans attended UTC's five home games. The Mocs averaged 10,503 per game in 2009, the highest number for a full season at Finley Stadium.

### MOCs BREAK SEASON TICKET SALES RECORD AGAIN IN 2010

The Chattanooga Mocs broke the all-time season ticket mark at Finley Stadium on Wednesday, Sept. 1, 2010, topping the old mark of 2,527 set in 2009. UTC finished with 2,676 season tickets sold for the current campaign. This is the fourth year UTC has topped the 2000 plateau, including 2,003 in 1998 and 2,300 in 1997.

### TOP-10 CROWDS AT FINLEY STADIUM

All three of the Mocs' 2010 home crowds rank in the top-10 in Finley Stadium history and two are in the top-3 in school history. This is the first time UTC has had three 10,000+ crowds in the same year since moving to Finley Stadium in 1997. The second largest crowd for a Mocs game - 17,414 - attended Chattanooga's 35-27 win over No. 18 Georgia Southern on Oct. 9. The Mocs saw 15,235 fans spin the turnstiles at the WHITEOUT game against Appalachian State on Sept. 4. Another 10,543 came to the EKU game, ranking No. 8 on the list. UTC's record crowd is 22,642 set against Tennessee State in the first game at Finley Stadium on Oct. 18, 1997. The largest crowd to watch a football game at Finley is 23,010 when Appalachian State defeated Delaware 49-21 in the FCS National Championship game on Dec. 14, 2007. Seven of the top-15 crowds in Finley Stadium history have been in the last two years. UTC has reached the 10,000 mark 10 times at Finley Stadium and five of those crowds have also come in the last two years.

### Below are the top-10 attended Moc games at Finley Stadium:

	Att.	Opponent	W/L	Score	Date
1.	22,642	Tennessee State	W	28-7	Oct. 18, 1997
2.	<b>17,414</b>	<b>Georgia Southern</b>	<b>W</b>	<b>35-27</b>	<b>Oct. 16, 2010</b>
3.	<b>15,235</b>	<b>Appalachian State</b>	<b>L</b>	<b>41-42</b>	<b>Sept. 4, 2010</b>
4.	15,072	Georgia Southern	L	10-31	Sept. 23, 2000
5.	14,002	Glenville State	W	30-13	Sept. 3, 2009
6.	13,186	Samford	W	23-6	Aug. 31, 2000
7.	11,201	Furman	L	20-38	Sept. 12, 2009
8.	<b>10,543</b>	<b>Eastern Kentucky</b>	<b>W</b>	<b>42-24</b>	<b>Sept. 18, 2010</b>
9.	10,329	VMI	W	45-7	Oct. 17, 1998
10.	10,102	Furman	L	21-43	Nov. 22, 1997

### UTC IS IN THE TOP-20 IN ATTENDANCE

With all three home crowds topping the 10,000 mark in 2010, the Mocs are in the top-20 in the nation in average home attendance. UTC is getting 14,397 fans on average to Finley Stadium for its home games, ranking No. 19 in the FCS. The Mocs total attendance of 43,192 through three games is 26th in the country. The school record for average attendance in a season is 11,576 when UTC played its last four home games in the brand new Finley Stadium in 1997. The Mocs averaged 10,503 in 2009, the highest average for a full season at UTC.

### ATTENDANCE IN THE HUESMAN ERA

UTC has seen a dramatic growth in attendance at home football games since the hiring of Russ Huesman in December 2008. Five of the Mocs top-10 crowds have come in the eight home games of the Huesman era. Chattanooga is averaging 13,672

fans per game over the last two seasons. Prior to Huesman's arrival, UTC averaged 5,767 fans per game in the 2008 season.

### HOME FIELD ADVANTAGE

The increased attendance at Finley Stadium is creating a true home-field advantage for the Mocs. UTC is currently 6-2 at home in the Russ Huesman era. The Mocs were a paltry 24-40 in the 12 seasons at Finley Stadium prior to Huesman's arrival in 2009.

### WYNN RESURRECTING HIS CAREER

Senior RB Erroll Wynn saw his first action in nearly two years when he had 13 carries for 98 yards, all in the second half, at Jacksonville State. He sat out the 2009 season as a redshirt and was held out of the ASU game. He continues to impress with 490 yards on 86 carries this season. He is currently third in the SoCon with 81.7 rushing yards per game. Wynn's 546 career carries is 4th all time at UTC and ranks 13th among all active players in the FCS. He is now No. 6 on the Mocs' career list with 2,294 rushing yards.

### SUTHERLAND SHOWING HIS VERSATILITY

Sophomore WR Brian Sutherland (Smyrna, Ga.) is among the SoCon leaders in all-purpose yards this season. Sutherland is second in the league with 140.4 yards per game. His total of 983 all purpose yards is made up of 148 rushing, 363 receiving and 472 on kick-off returns.

### WISE LEADS THE NATION WITH SIX INTERCEPTIONS

Freshman DB Kadeem Wise (Lawrenceville, Ga.) was named the Southern Conference Freshman of the Week after picking off two passes at Western Carolina on Sept. 25. He now has six interceptions for the season, breaking UTC's freshman record set in 1978 by current head coach Russ Huesman. Wise was the first Moc with multiple INTs in a game since Buster Skrine had two against Western Kentucky in 2007. **He is also tied for No. 1 in the nation with his six picks** and is two shy of the single-season school-record of eight set by Reggie Solomon (1987) and Phillip Aldridge (1985).

### DONALD AMONG NATIONAL LEADERS IN SACKS

Junior DE Chris Donald (Huntingdon, Tenn.) did not come with the same hype as fellow junior B.J. Coleman did when he followed Coleman from Tennessee to Chattanooga. Despite being the first 5-star prep player to come to UTC, Donald started slow in the spring. He moved from linebacker to defensive line and is heating up. He had a sack and forced a fumble against Appalachian State and then unloaded for 12 tackles at Jacksonville State. He added another 2.5 sacks against ECU and 1.5 at Furman. **His 7.0 sacks on the year are tied for No. 5 in the nation** and represent the third highest single-season total in school history.

### A CLOSER LOOK AT UTC'S TWO LOSSES

The Mocs are just a few plays away from sitting at 7-0 on the season. UTC gave up double-digit fourth quarter leads against top-5 teams in each of their two losses on the season. Against Appalachian State, Chattanooga led 34-14 with just over 14 minutes left to go in the game before the Mountaineers came storming back for the 42-41 win. On the road against Jacksonville State, UTC led 17-0 in the third quarter and 17-7 in the fourth, before the Gamecocks posted a 21-17 win. As it stands today, both teams are still undefeated and ranked No. 1 (ASU) and No. 2 (JSU) in the nation in both the Sports Network and FCS Coaches Top-25 polls.

### SO NOW THEY ARE A SECOND HALF TEAM

The Mocs started out the year owning the first half, outscoring their first four opponents 80-20 in the opening two periods. However, they have been a stronger second-half team in each of their last three games. Against the Citadel, UTC allowed 10 points and 192 yards rushing in the first half, only to shutout the Bulldogs and give up just 46 yards on the ground in the second half. Against Georgia Southern, they were behind 20-14 at the break for the first time this season. After allowing 198 yards on the ground in the first half, the Mocs buckled down and only gave up 53 in the second half of the 35-27 win. UTC went down 21-10 at halftime and 28-10 entering the fourth quarter at Furman. The Mocs went on to mount the biggest 4th quarter comeback in school history, putting up 26 points in the final 15 minutes to win 36-28.

### NOTES FROM THE FURMAN GAME

- Chattanooga broke a 15-game losing streak to Furman with a 36-28 win.
- Mocs had a season-high 568 yards of total offense...it is their most since recording 695 in a 59-56 win against Appalachian State on Oct. 30, 2004.
- UTC put up a season-high 432 passing yards against the No. 2 rated passing defense in the nation...Furman came into the game allowing a SoCon-low 101.2 yards in the air per game this season.
- UTC trailed 28-10 going into the 4th quarter...the Mocs scored four TDs in 4:15 seconds to mount the largest fourth-quarter comeback in school history.
- The 26 points UTC put up in the 4th quarter is their best in the final frame since scoring 29 against ETSU in a 43-26 win on Nov. 9, 1991.
- UTC snapped a four-game losing streak when ranked.
- Chattanooga's 33 first downs were its most since getting 34 against Middle Tennessee on Oct. 20, 1979.
- UTC was 11-21 on third downs in the game...Furman was 1-10.

## IN THE RANKINGS - OCT. 25, 2010

### FCS Coaches Poll

Team (First-place votes)	Record	Points	Previous
1 Appalachian St. (26)	7-0	674	1
2 Jacksonville St.	8-0	633	3
3 Stephen F. Austin (1)	6-1	612	4
4 William & Mary	6-1	611	5
5 Villanova	5-2	550	6
6 Delaware	7-1	518	2
7 Montana	6-2	514	7
8 Eastern Wash.	6-2	480	8
9 New Hampshire	5-3	444	9
10 Wofford	6-1	417	10
11 Southeast Mo. St.	7-1	382	13
12 Liberty	5-2	348	14
13 Montana St.	6-2	324	16
14 Richmond	4-3	300	15
15 James Madison	4-3	253	11
16 Bethune-Cookman	7-0	246	19
17 South Carolina St.	5-2	242	17
18 Massachusetts	4-3	202	12
19 UNI	4-3	178	22
20 Cal Poly	5-3	159	21
21 Penn	5-1	135	23
22 North Dakota St.	5-3	93	24
<b>23 Chattanooga</b>	<b>5-2</b>	<b>84</b>	<b>NR</b>
24 Western Ill.	5-3	79	18
25 Grambling	6-1	68	NR

**OTHERS RECEIVING VOTES:** Northern Arizona (60), Jacksonville (22), Dayton (17), Georgia Southern (15), Robert Morris (15), Murray State (14), South Dakota State (13), Lehigh (10), Colgate (9), Weber State (8), Harvard (7), McNeese State (6), Southern Utah (5), Furman (4), Sam Houston State (4), Florida A&M (3), Sacramento State (3), Elon (2), Indiana State (2).

### Sport Network's FCS Poll

Team (First-place votes)	Record	Points	Previous
1 Appalachian St. (136)	7-0	3873	1
2 Jacksonville St. (17)	8-0	3675	3
3 William & Mary (2)	6-1	3599	4
4 Stephen F. Austin (1)	6-1	3338	5
5 Villanova	5-2	3189	6
6 Delaware	7-1	3139	2
7 Montana	6-2	2863	7
8 Eastern Wash.	6-2	2712	8
9 Wofford	6-1	2584	9
10 New Hampshire	5-3	2408	10
11 Southeast Mo. St.	7-1	2189	13
12 Bethune-Cookman	7-0	2064	14
13 Montana St.	6-2	1801	15
14 Richmond	4-3	1616	16
15 James Madison	4-3	1534	11
16 Liberty	5-2	1453	17
17 South Carolina St.	5-2	1389	18
18 Massachusetts	4-3	1247	12
19 UNI	4-3	1048	19
<b>20 Chattanooga</b>	<b>5-2</b>	<b>930</b>	<b>24</b>
21 Penn	5-1	909	20
22 Cal Poly	5-3	706	23
23 Grambling	6-1	453	NR
24 Jacksonville	7-1	357	NR
25 Northern Ariz.	4-3	341	22

**OTHERS RECEIVING VOTES:** North Dakota State 339, Western Illinois 187, Robert Morris 186, Georgia Southern 106, Furman 84, Hampton 63, Lehigh 39, Dayton 37, South Dakota State 35, Elon 34, Southern Utah 33, Jackson State 23, Brown 18, Harvard 16, Southern Illinois 15, Prairie View A&M 12, Texas Southern 10, Weber State 9, Sam Houston State 8, McNeese State 8, Sacramento State 4, Florida A&M 4, UT Martin 3, UC Davis 2, Old Dominion 2, Tennessee Tech 2, Illinois State 1, Yale 1, South Dakota 1, Missouri State 1.

## DID YOU KNOW...

### Head Coach Russ Huesman...

- Recruited and coached Pittsburgh Steelers head coach Mike Tomlin when he was at William & Mary.

### Junior WR Sloan Allison...

- Is the son of former UTC head coach Rodney Allison.
- Converted from QB to receiver in last season.
- Is also working as a TE this season.

### Sophomore RB Chris Awuah...

- Scored on his first career carry against Glenville State.
- Scored on his second career catch against Glenville State.

### Junior WR Joel Bradford...

- Was a high school receiver and favorite target of QB B.J. Coleman when they were teammates at McCallie in Chattanooga.
- Was No. 11 in the nation with a 13.1-yard punt return average in 2009.
- Moved from DB to WR during the spring.

### Freshman DB Chaz Moore...

- Started as a 17-year old against No. 5 Jacksonville St.

### Sophomore WR Jeff Veres...

- Started his career at UTC as a kicker and has recently returned to that role.

## SOCON TO HONOR GULF COAST REGION

Southern Conference football teams will show their support for those being negatively impacted along the Gulf Coast by wearing helmet decals with the initials "GC" during the 2010 football season. More than 170 SoCon football players come from states that share a coastline being affected by the oil spill. The nine institutions that play SoCon football agreed to display the decals to express their support and encouragement for the people living in the region.

"Pete Lembo of Elon approached me with the idea while we were at our annual coaches' meetings in June," noted Southern Conference Commissioner John Iamarino. "I lived in Louisiana for six years and my son was born there, so when Pete mentioned it, the concept really resonated with me."

"Given the number of SoCon football student-athletes who come from Gulf Coast states and our being located in the South, it seemed the right thing to do. It's just a small way that our teams can express their support and encouragement for the thousands of families that have been negatively impacted by the oil spill."

Use of the decal was approved by the NCAA's rules committee and supervisory officiating organization upon request by the conference.



- The Mocs committed a season-high five TOs (four INTs and one fumble).
- Total team effort in the win...all five TDs were scored by a different Moc.
- The Mocs defense forced turnovers on three of Furman's last five possessions.
- Furman special teams forced a bad punt, blocked a field goal and blocked an extra point in the game.
- Furman's Ryan Steed grabbed a tipped pass from Mocs QB B.J. Coleman and returned it 63 yards for a TD for a 7-0 lead...coincidentally, the last time the Mocs gave up a pick-six was on the first play from scrimmage against the Paladins last season when Max Lerner returned that INT 43 yards for a 7-0 lead.
- The Mocs went 2-5 in the Red Zone with a field goal in the first half...they converted their last four chances in the Red Zone.
- UTC ran 102 offensive plays in the game (59 passing and 43 rushing)...Furman was held to just 54 plays (21 passing and 33 rushing) in the game.
- The Mocs defense held Furman to a season-low 221 yards of total offense.
- With the win over No. 25 Furman, UTC is now 2-2 against ranked teams in 2010...coupled with last week's victory over No. 18 Georgia Southern, the Mocs have won two-straight over ranked teams.
- Junior WR Joel Bradford - Career-high and school-record 274 yards receiving...broke his own UTC mark of 254 yards set against Eastern Kentucky on Sept. 11...Has the two highest single-game receiving totals in the NCAA this season...Six yards shy of the SoCon record set by Appalachian State's DeVon Fowlkes vs. Elon on Nov. 6, 2004)...15 catches is a career-high...875 receiving yards in 2010 is the seventh highest total in school history.
- Junior QB B.J. Coleman - 33-58 for a career-high 432 yards passing and two touchdowns...5th most passing yards in a game in school history...12th most in SoCon history...most passing yards in a game since Cedric Stevens had 515 against Appalachian State in 2004...most passing yards in the SoCon this season...16 TDs against seven INTs on the season...3rd highest total in the NCAA this season...career-high four interceptions...has 4,219 passing yards in his career...passing Antonio Miller (2004-07) and Tim Couch (1984-86) for No. 6 on the Mocs all-time list.
- Freshman DB Don Cope - Took the ball away from Furman on kickoff coverage in the 4th quarter, giving UTC 1st and 10 on the Paladin 24.
- Junior DL Nick Craig - Career-high and tied for team-high with eight tackles.
- Junior DL Chris Donald - Added 1.5 sacks to go with six tackles...Now has seven sacks on the year...came into the game 13th in the nation.
- Sophomore RB J.J. Jackson - 38 yards on nine carries...added his second TD run of the year.
- Senior WR Chris Pitchford - Four catches for 27 yards...TD catch in the 2nd quarter is his second of the season...9th of his career...first since the first TD of the season-opener against Appalachian State on Sept. 4...had no catches in the previous two games.
- Freshman Kadeem Wise - Picked off his UTC freshman record sixth pass of the season...six picks in a year is tied for fourth all-time at UTC...school-record is eight for a single season.
- Senior RB Erroll Wynn - Led the team with 65 yards on 19 carries and one TD...has 2,294 career rushing yards...passes Carey Henry (1958-61) and Robert Smith (1967-70) for 6th place on the all-time rushing list...now has 546 career rushing attempts, passing Gwain Durden (1977-80) for fourth place all-time at UTC.

### VERES PRESSED INTO KICKING DUTIES

Chattanooga was expecting to replace senior All-American PK Craig Camay with true freshman Nick Pollard (Nashville, Tenn.). However, Pollard has been out with an injury, forcing sophomore WR Jeff Veres (Thompson's Station, Tenn.) to return to his old position. Veres is 23-25 on PATs this season. He made his first 11 of the year before missing the last one at WCU. Junior Mike Hammons was handling all of the kicking duties, but returned to just punting where he is a preseason 2nd Team All-SoCon selection. Veres is also 2-6 on field goals in 2010.

### WILLIAMS NAMED SOCON FRESHMAN OF THE WEEK - OCT. 11

UTC's Keon Williams was named the Southern Conference Freshman of the Week after a 28-10 win at The Citadel on Oct 9. The running back from Chattanooga, rushed for 101 yards on 19 carries in his first career start. He averaged 5.3 yards per carry and scored two touchdowns in the win over the Bulldogs. He is the first UTC freshman to reach 100-yards rushing since Erroll Wynn had 131 against Jacksonville State in 2006 and just the second 100-yard rusher this year.

### CONSIGLIO EARNS SECOND CAREER POW HONOR - SEPT. 13

Junior LB Ryan Consiglio grabbed his second career SoCon Player of the Week honor after a strong performance at Jacksonville State on Sept. 11. Consiglio established a new career high with a game-high 14 tackles against the fifth-ranked Gamecocks. He also added his second career interception and recorded 1.5 tackles for loss.

### HAMMONS GRABS LEAGUE AND NATIONAL WEEKLY HONORS - SEPT. 13

Junior P Mike Hammons was named the SoCon Special Team Player of the Week and the College Football Performance Awards National Punter of the Week for his play at No. 5 Jacksonville State. Hammons averaged 47.0 yards per punt for the Mocs in their second-straight game against a top-5 opponent. He totaled 141 yards on three kicks and placed two inside the 5-yard line to pin Jacksonville State deep in its own end. He also booted a 50-yard punt, the ninth of his career.

**CEREBRAL BUNCH**

The offensive line has a lot of academic honors among its ranks. Sophomores Adam Miller, Dustin Tate and Austin Wilson were all on the 2009 Academic All-SoCon team. Freshmen Irvin Hernandez and Steven Nease, sophomore Will Hewitt, senior T.J. Hurless and Miller made the Dean's List and were joined by senior Chris Harr, Tate and Wilson on the Athletics Director's Honor Roll. Nease owns the highest g.p.a. on the team with a perfect 4.0.

**IT'S ALL IN THE NAME**

On first reference, it is acceptable to refer to us as the "University of Tennessee at Chattanooga". After that, we prefer to be called "Chattanooga" or "UTC". Our nickname is "Mocs".

**TOUGHER SCHEDULE IN 2010**

As the Mocs are improving, so is their slate of non-conference opponents. Chattanooga posted wins over Division II Glenville State and a winless FCS team in Presbyterian in 2009. They traded those two games with No. 5 Jacksonville State and Eastern Kentucky, picked to finish 3rd in the OVC in 2010.

**ROSTER, DEPTH CHART AND BREAKDOWNS**

A complete roster is located on pages 10-11 of the .pdf version of the game notes. There is a roster breakdown on page 12 and a list of the starters and letter winners returning and lost on page 13. A two-deep chart can be found on pages 14-15.

**SEASON NO. 103**

The Chattanooga Mocs are in their 103rd season of UTC football. The University of Chattanooga was founded in 1886 and football began play in 1904. No teams were fielded in 1917 and 1918 due to World War I. There was also a two-year hiatus from football action during World War II in 1943 and 1944. The Mocs have an all-time record of 460-471-32 (.494) and have won 10 conference titles.

**CAPTAINS CHOSEN FOR 2010**

Following the Spring Game, coach Huesman announced the captains for the 2010 season as voted on by the players. Seniors Chris Harr and Buster Skrine and junior B.J. Coleman were chosen by their teammates to lead this year's team.

**STARTERS AND LETTER WINNERS RETURNING/LOST**

The Mocs return a total of 41 lettermen from the 2009 campaign. There are 25 coming back on the offensive side of the ball, while 14 return on defense. Two specialists will also return for the 2010 season. There are 18 starters returning, including nine on offense, seven on defense and two on special teams. See page 13 of the game notes for a full rundown on the starters and lettermen who are returning and lost from last season.

**MOCS IN THE STATS RANKINGS**

Mocs in the current Southern Conference and NCAA statistics

	TEAM Avg/Game	SoCon*	NCAA**
Rushing Offense	162.9	6th	44th
<b>Passing Offense</b>	<b>268.6</b>	<b>2nd</b>	<b>10th</b>
Pass Efficiency	146.44	3rd	12th
<b>Total Offense</b>	<b>431.4</b>	<b>2nd</b>	<b>9th</b>
Scoring Offense	32.3	3rd	15th
Rushing Defense	135.3	3rd	T42nd
Passing Defense	185.6	5th	42nd
Pass Efficiency Def. Rating	127.63	6th	73rd
Total Defense	320.9	3rd	36th
Scoring Defense	24.7	5th	58th
Sacks	(13)	5th	T54th
Sacks Allowed	(11)	4th	T45th
Turnover Margin	+5	4th	T21st
<b>Interceptions</b>	<b>(12)</b>	<b>3rd</b>	<b>10th</b>
<b>Fumbles Recovered</b>	<b>(10)</b>	<b>1st</b>	<b>8th</b>
Net Punting	29.5	9th	106th
Punt Returns	13.4	2nd	16th
Kickoff Returns	20.7	4th	58th
<b>3rd Down Conversion</b>	<b>45/96 (47%)</b>	<b>1st</b>	<b>7th</b>
Opponent 3rd Down Conv	35/92 (38%)	2nd	63rd
4th Down Conversion	6/11 (55%)	T4th	34th
Opponent 4th Down Conv	7/12 (58%)	6th	91st
Red Zone Offense	26-38 (68%)	6th	95th
Red Zone Defense	17-19 (89%)	9th	108th
Time of Possession	31:19	3rd	33rd
Penalty Yards	47.9	4th	28th
Home Attendance/Game	14,397	3rd	19th
Home Total Attendance	43,192	4th	26th

\*\*117 Teams Ranked in the NCAA FCS  
\*9 Teams Ranked in the SoCon

INDIVIDUAL	Category	Avg. (Tot)	SoCon	NCAA
<b>Joel Bradford, WR</b>	<b>Receiving Yards</b>	<b>125.0</b>	<b>1st</b>	<b>1st</b>
	<b>Receptions</b>	<b>7.9</b>	<b>2nd</b>	<b>4th</b>
B.J. Coleman, QB	Pass Efficiency	146.44	3rd	11th
	Total Offense	267.4	3rd	15th
	<b>Passing Yards</b>	<b>267.3</b>	<b>2nd</b>	<b>7th</b>
Ryan Consiglio, LB	Tackles	10.7	T3rd	T17th
<b>Chris Donald, DE</b>	<b>Sacks</b>	<b>(7.0)</b>	<b>2nd</b>	<b>T5th</b>
	TFLs	(10.5)	3rd	T19th
Brian Sutherland, WR	All Purpose Yards	140.4	2nd	21st
<b>Kadeem Wise, DB</b>	<b>Interceptions</b>	<b>(6)</b>	<b>T1st</b>	<b>T1st</b>

**MOCS RECORD WHEN...**

Record When	Home	Away	Total	Huesman Era
September	1-1	1-1	2-2	4-3
October	1-0	2-0	3-0	5-2
November	1-0	0-1	1-1	1-2
vs. Non-Conference	1-0	0-1	1-1	3-2
vs. SoCon Record	1-1	3-0	4-1	8-5
vs. Ranked FCS Opponents	1-1	1-1	2-2	3-4
UTC's Record in Games...				
Decided by 4-7 pts.	0-1	1-1	1-2	3-2
Decided by 3 or less pts.	0-1	0-1	0-1	1-1
UTC's Record When Scoring...				
Less than 14 pts.	0-1	0-1	0-1	0-2
14-24 points	0-1	0-1	0-1	2-1
25+ points	2-1	3-0	4-1	9-4
UTC's Record When Allowing...				
Less than 14 pts.	1-0	1-0	1-0	2-2
14-24 points	1-0	1-1	2-1	3-1
25+ points	1-1	1-0	2-1	3-6
Record When				
Leading after 1stQ	1-1	1-1	2-2	5-2
Leading at the half	1-1	2-1	3-2	6-2
Leading after the 3rdQ	2-1	2-1	4-2	7-2
Trailing after the 1stQ				
Trailing after the 1stQ	1-0	1-0	2-0	4-5
Trailing at the half	1-0	1-0	2-0	4-5
Trailing after the 3rdQ	1-0	1-0	1-0	3-5
Tied after the 1stQ				
Tied after the 1stQ	1-0	1-0	1-0	2-1
Tied at the half				
Tied after the 3rdQ				
Playing an OT game				
Scoring first	1-1	1-1	2-2	5-3
Opponent scores first	1-0	2-0	3-0	6-4
Record When				
Outrushing opponent	1-0	2-1	3-1	6-1
Being outrushed	1-1	1-0	2-1	5-6
Outpassing opponent				
Outpassing opponent	1-1	3-0	4-1	10-4
Being outpassed	1-0	0-1	1-1	1-3
More TOs than Opponent				
More TOs than Opponent	0-1	1-0	1-1	2-5
Fewer TOs than Opponent	2-0	1-1	3-1	7-2
TOs tied	1-0	1-0	1-0	2-0
No TOs Caused by UTC				
No TOs Caused by UTC				1-1
No TOs Committed by UTC				
No TOs Committed by UTC				3-0
Day Game (KO before 5pm)				
Day Game (KO before 5pm)	0-1	2-0	2-1	6-4
Night Game				
Night Game	2-0	1-1	3-1	5-3
Grass Surface				
Grass Surface	2-0	2-0	2-0	3-3
Artificial Surface				
Artificial Surface	2-1	1-1	3-2	8-4

# 2010 ROSTERS

No.	PLAYER	POS	HT	WT	CL	HOMETOWN/LAST SCHOOL	PRONUNCIATION	ALPHABETICAL
1	Brian Sutherland	WR	5-10	175	So.-1L	Smyrna, Ga./Miami University		10 Sloan Allison WR
2	Erroll Wynn	RB	5-11	215	Sr.-RS	Jonesboro, Ga./Mundy's Mill HS	AIR-oll WIN	3 Marlon Anthony WR
3	Marlon Anthony	WR	6-5	205	Fr.-RS	Acworth, Ga./Kell HS		9 Chris Awuah RB
4	Joel Bradford	WR	6-0	165	Jr.-2L	Chattanooga, Tenn./McCallie School		80 Bryant Belew WR
5	Kadeem Wise	DB	5-10	180	Fr.-RS	Lawrenceville, Ga./Berkmar HS		89 Robert Boyd DL
6	Chris Lewis-Harris	DB	5-11	175	Jr.-2L	Smyrna, Ga./Campbell HS		4 Joel Bradford WR
7	Garrett Hughes	TE	6-4	225	Sr.-3L	Lawrenceburg, Tenn./Lawrence County HS		78 Darien Brewer OL
8	Chris Pitchford	WR	6-0	190	Sr.-3L	Knoxville, Tenn./Fulton HS		12 Reese Browning QB
9	Chris Awuah	RB	5-9	200	So.-1L	Marietta, Ga./South Cobb HS	AH-wah	12 Jarrett Burns DB
10	Sloan Allison	WR/TE	6-3	210	Jr.-2L	Ooltewah, Tenn./Boyd Buchanan		77 Devin Caldwell OL
11	Chris Marshall	WR	6-2	200	Sr.-RS	Pasadena, Calif./Glendale (Calif.) CC		96 La'Nard Carr DL
12	Reese Browning	QB	6-0	210	Fr.-HS	Knoxville, Tenn./Farragut HS		57 Tucker Cathey OL
12	Jarrett Burns	DB	6-2	200	So.-Tr	Huntsville, Ala./South Carolina		87 Joel Chapman TE
13	Jeff Veres	WR	5-11	195	So.-1L	Thompson's Station, Tenn./Independence HS	veh-RES	43 Blake Coddington LS
14	Briant Henry	DB	6-0	180	Fr.-RS	Stone Mountain, Ga./Chamblee HS		19 B.J. Coleman QB
15	Graham Nichols	QB	6-3	190	Fr.-RS	Franklin, Tenn./Franklin HS		38 Anthony Conney RB
16	Jaron Norfleet	DL	6-3	250	Sr.-3L	Nashville, Tenn./Brentwood HS	JAIR-uhn NOR-fleet	45 Ryan Consiglio LB
17	Terrell Robinson	QB	6-3	180	Fr.-HS	South Pittsburg, Tenn./South Pittsburg HS		24 Don Cope DB
18	Chris Donald	DL	6-1	225	Jr.-TR	Huntingdon, Tenn./Tennessee		56 Nick Craig DL
19	B.J. Coleman	QB	6-5	220	Jr.-1L	Chattanooga, Tenn./Tennessee		93 Nick Davison DL
20	D.J. Key	DB	6-0	190	Fr.-RS	Centerville, Tenn./Hickman County HS		75 Hunter Dockery OL
21	Buster Skrine	DB	5-10	185	Sr.-3L	Woodstock, Ga./Etowah HS	SCREEN	66 Taylor Dodds OL
22	Jordan Tippit	DB	6-0	205	Jr.-2L	Huntsville, Ala./Buckhorn HS		18 Chris Donald LB
23	J.D. Dothard	LB	6-0	188	Jr.-2L	Carrollton, Ga./Carrollton HS	DOTH-urd	23 J.D. Dothard LB
24	Don Cope	DB	5-11	180	Fr.-RS	Maryville, Tenn./William Blount HS		25 Wes Dothard LB
25	Wes Dothard	LB	6-1	210	Fr.-RS	Carrollton, Ga./Carrollton HS		32 Bo Dyer LB
26	J. J. Jackson	RB	5-9	195	So.-1L	Marietta, Ga./Walton HS		34 Courtland Ellzey FB
27	Chaz Moore	DB	5-10	160	Fr.-HS	Memphis, Tenn./Whitehaven HS		52 Austin Elrod OL
29	Robert Harrison	DB	5-9	165	So.-1L	Marietta, Ga./Walton HS		73 Justin Galyon OL
30	Nick Pollard	K	6-0	180	Fr.-HS	Nashville, Tenn./Father Ryan HS		44 Ryan Geist FB
31	Zack Rayl	LB	6-3	208	Fr.-HS	Englewood, Tenn./McMinn Central HS		40 Louis Gibson TE
32	Bo Dyer	LB	6-1	205	So.-1L	Gatlinburg, Tenn./Gatlinburg-Pittman HS	DYE-er	60 Nick Gipson OL
33	Keon Williams	RB	6-0	215	Fr.-HS	Chattanooga, Tenn./Red Bank HS		41 Thomas Green LB
34	Courtland Ellzey	FB	6-0	230	Sr.-3L	Jacksonville, Fla./Lake Highlands Prep	ELL-zee	49 Mike Hammons P
35	Matt Pendleton	FB	5-10	205	Fr.-HS	Bristol, Tenn./Tennessee HS		70 Chris Harr OL
36	Gunner Miller	LB	6-1	200	Fr.-RS	Chattanooga, Tenn./East Ridge HS		71 Omre Harris OL
37	Muhasibi Wakeel	LB	5-11	200	Fr.-HS	Decatur, Ga./Southwest DeKalb HS	mu-HA-suh-bee wah-KEEL	29 Robert Harrison DB
38	Anthony Conney	RB	5-8	190	Jr.-HS	Chattanooga, Tenn./The McCallie School		48 Shane Heatherly LB
39	Keith Mayes	LB	5-9	202	Fr.-HS	Chattanooga, Tenn./Red Bank HS		14 Briant Henry DB
40	Louis Gibson	TE	6-4	265	So.-1L	Huntsville, Ala./Huntsville HS		63 Irvin Hernandez OL
41	Thomas Green	FB	6-0	220	Jr.-2L	Hixson, Tenn./McCallie School		65 Will Hewitt OL
42	Brock Oliver	LS	6-1	200	Jr.-2L	Ooltewah, Tenn./Ooltewah HS		7 Garrett Hughes TE
43	Blake Coddington	LS	6-3	230	Fr.-RS	Chattanooga, Tenn./McCallie School		74 T.J. Hurless OL
44	Ryan Geist	FB	6-3	230	Jr.-2L	Knoxville, Tenn./Christian Acad. of Knoxville	Geist (rhymes with heist)	26 J. J. Jackson RB
45	Ryan Consiglio	LB	6-1	215	Jr.-2L	Franklin, Tenn./Independence HS	con-SIG-lee-oh	20 D.J. Key DB
46	Tyler Stannard	DB	5-9	175	Fr.-HS	Franklin, Tenn./Independance HS		98 De'Markus Lee DL
47	Zach McCarter	DB	6-3	185	Fr.-HS	Chattanooga, Tenn./Hixson HS		6 Chris Lewis-Harris DB
48	Shane Heatherly	LB	6-3	215	So.-1L	Waynesville, N.C./Tuscola HS		59 Jesse LoScudo DL
49	Mike Hammons	P	5-10	180	Jr.-2L	Benton, Tenn./Polk County HS		83 Spencer Mackle WR
50	C.J. Murrell	DB	5-11	190	Fr.-HS	Hendersonville, Tenn./Hendersonville HS		11 Chris Marshall WR

# 2010 ROSTERS

No.	PLAYER	POS	HT	WT	CL	HOMETOWN/LAST SCHOOL	PRONUNCIATION	ALPHABETICAL
52	Austin Elrod	DL	5-10	310	Fr.-HS	Soddy Daisy, Tenn./The Baylor School		39 Keith Mayes DB
53	Adam Miller	OL	6-4	260	So.-1L	Cohutta, Ga./Northwest Whitfield HS		47 Zach McCarter DB
54	Austin Wilson	OL	6-3	260	So.-1L	Dacula, Ga./Mill Creek HS		53 Adam Miller OL
56	Nick Craig	DL	6-2	295	Jr.-2L	Carrollton, Ga./Carrollton HS		36 Gunner Miller LB
57	Tucker Cathey	OL	6-2	315	So.-1L	Franklin, Tenn./Franklin HS		27 Chaz Moore DB
59	Jesse LoScudo	DL	6-3	250	Jr.-1L	Cleveland, Tenn./Bradley Central HS		50 C.J. Murrell DB
60	Nick Gipson	OL	6-2	290	So.-RS	Marietta, Ga./Walton HS		64 Steven Nease OL
63	Irvin Hernandez	OL	5-10	275	Fr.-RS	Greeneville, Tenn./Greeneville HS		15 Graham Nichols QB
64	Steven Nease	OL	6-0	250	Fr.-RS	Greeneville, Tenn./Greeneville HS		16 Jaron Norfleet DL
65	Will Hewitt	OL	6-4	290	So.-1L	Sevierville, Tenn./Sevier County HS		42 Brock Oliver LS
66	Taylor Dodds	OL	6-5	260	Fr.-HS	Columbus, Ga./Pacelli HS		35 Matt Pendleton FB
67	Tyler Watson	OL	6-3	285	Fr.-TR	Chattanooga, Tenn./MTSU		8 Chris Pitchford WR
70	Chris Harr	OL	6-6	290	Sr.-3L	Chattanooga, Tenn./Notre Dame HS	Harr (rhymes with car)	30 Nick Pollard K
71	Omre Harris	OL	6-2	290	Jr.-1L	Atlanta, Ga./Murray State	ohm-REE	79 Chas Presnell OL
72	Patrick Sutton	OL	6-1	225	Fr.-HS	Sevierville, Tenn./Sevierville HS		31 Zack Rayl LB
73	Justin Galyon	OL	6-4	290	Sr.-3L	Powell, Tenn./Powell HS	GALL-yuhn	94 Keyon Reed DL
74	T.J. Hurless	OL	6-4	295	Sr.-3L	Suwanee, Ga./Collins Hill HS	HER-less	17 Terrell Robinson QB
75	Hunter Dockery	OL	6-4	300	Fr.-RS	Newport, Tenn./Cocke County HS		92 Devin Scates DL
76	Dustin Tate	OL	6-5	280	So.-1L	Rocky Face, Ga./Northwest Whitfield HS		86 Faysal Shafaat TE
77	Devin Caldwell	OL	6-5	250	Fr.-HS	Chattanooga, Tenn./Boyd Buchanan		21 Buster Skrine DB
78	Darien Brewer	OL	6-5 1/2	255	Fr.-RS	Chattanooga, Tenn./East Ridge HS		91 Michael Slowey DL
79	Chas Presnell	OL	6-6	265	Fr.-HS	Carrollton, Ga./Carrollton HS		46 Tyler Stannard DB
80	Bryant Belew	WR	6-3	198	Fr.-HS	Columbia, Tenn./Columbia Central HS		1 Brian Sutherland WR
83	Spencer Mackle	WR	6-2	180	Fr.-HS	Knoxville, Tenn./Knoxville Catholic		72 Patrick Sutton OL
86	Michael Trundle	WR	6-2	200	Fr.-HS	Chattanooga, Tenn./The Baylor School		76 Dustin Tate OL
87	Joel Chapman	TE	6-2	235	Fr.-HS	Clinton, Tenn./Clinton HS		22 Jordan Tippit DB
88	Faysal Shafaat	TE	6-5	235	Fr.-HS	Orlando, Fla./Orlando Lutheran Academy	fes-EL sha-FAHT	86 Michael Trundle WR
89	Robert Boyd	DL	6-3	230	Fr.-HS	Columbia, Tenn./Columbia Central HS		90 Davis Tull DL
90	Davis Tull	DL	6-3	225	Fr.-HS	Knoxville, Tenn./Bearden HS		13 Jeff Veres PK
91	Michael Slowey	DL	6-5	335	Fr.-RS	Brentwood, Tenn./Brentwood HS		37 Muhasibi Wakeel LB
92	Devin Scates	DL	6-3	260	Fr.-HS	Memphis, Tenn./Westwood HS		99 Trace Walker DL
93	Nick Davison	DL	6-0	280	Jr.-TR	Calhoun, Ga./UAB		67 Tyler Watson OL
94	Keyon Reed	DL	6-1	240	Fr.-HS	Palm Bay, Fla./Palm Bay HS		5 Kadeem Wise DB
95	Joshua Williams	DL	6-2	230	So.-1L	Griffin, Ga./Stephenson HS		95 Joshua Williams DE
96	La'Nard Carr	DL	6-3	250	Jr.-2L	Alpharetta, Ga./Centennial HS	la-NARD	33 Keon Williams RB
98	De'Markus Lee	DL	6-4	240	Jr.-1L	Alexandria, Va./Murray State		54 Austin Wilson OL
99	Trace Walker	DL	6-5	265	Fr.-HS	Chattanooga, Tenn./The McCallie School		2 Erroll Wynn RB

# 2010 ROSTER BREAKDOWN

2010 Roster ..... 87

## Breakdown By Class

**Seniors** ..... 10  
**Juniors** ..... 19  
**Sophomores** ..... 16  
**Freshmen** ..... 42  
 Redshirt Freshmen ..... 15  
 True Freshman ..... 27

## Transfers ..... 9

Junior College ..... 1  
 ..... Bryan Fitzgerald (NW Miss. CC)  
 4-Year ..... 8  
 ..... Jarrett Burns (South Carolina)  
 ..... B.J. Coleman (Tennessee)  
 ..... Nick Davison (UAB)  
 ..... Chris Donald (Tennessee)  
 ..... Omre Harris (Murray State)  
 ..... De'Markus Lee (Murray State)  
 ..... Ryan McGowan (Maryville College)  
 ..... Tyler Watson (MTSU)

## Youngest Player ..... Chaz Moore

..... Sept. 15, 1992

## Oldest Player ..... Courtland Ellzey

..... May 13, 1987

## Furthest Hometown From Chattanooga

..... Sr. Chris Marshall, Pasadena, Calif.  
 ..... 2,129 miles

## Players from the Chattanooga Area ... 20

Chattanooga, Tenn ..... Joel Bradford  
 ..... Darien Brewer  
 ..... Anthony Conney  
 ..... Devin Caldwell  
 ..... Blake Coddington  
 ..... B.J. Coleman  
 ..... Chris Harr  
 ..... Zach McCarter  
 ..... Gunner Miller  
 ..... Michael Trundle  
 ..... Trace Walker  
 ..... Tyler Watson  
 Cleveland, Tenn ..... Jesse LoScudo  
 Hixson, Tenn ..... Thomas Green  
 Ooltewah, Tenn ..... Sloan Allison  
 ..... Brock Oliver  
 Red Bank, Tenn ..... Keith Mayes  
 ..... Keon Williams  
 Soddy Daisy ..... Austin Elrod  
 South Pittsburg, Tenn ... Terrell Robinson

## Breakdown By State/Country and Hometown

**Alabama (3)**  
 Huntsville ..... Jarrett Burns  
 ..... Louis Gibson  
 ..... Jordan Tippit

**California (1)**  
 Pasadena ..... Chris Marshall

**Florida (3)**  
 Jacksonville ..... Courtland Ellzey  
 Orlando ..... Faysal Shafaat  
 Palm Bay ..... Keyon Reed

**Georgia (25)**  
 Acworth ..... Marlon Anthony  
 Alpharetta ..... La'Nard Carr  
 Atlanta ..... Omre Harris  
 Calhoun ..... Nick Davison  
 Carrollton ..... Nick Craig  
 ..... J.D. Dothard  
 ..... Wes Dothard  
 ..... Chas Presnell  
 Cohutta ..... Adam Miller  
 Columbus, Ga ..... Taylor Dodds  
 Dacula ..... Austin Wilson  
 Decatur ..... Muhasibi Wakeel  
 Griffin ..... Joshua Williams  
 Jonesboro ..... Erroll Wynn  
 Lawrenceville ..... Kadeem Wise  
 Marietta ..... Chris Auwuah  
 ..... Nick Gipson  
 ..... Robert Harrison  
 ..... J.J. Jackson  
 Rocky Face ..... Dustin Tate  
 Smyrna ..... Chris Lewis-Harris  
 ..... Brian Sutherland  
 Stone Mtn ..... Briant Henry  
 Suwanee ..... T.J. Hurlless  
 Woodstock ..... Buster Skrine

**North Carolina (1)**  
 Waynesville ..... Shane Heatherly

**Tennessee (53)**  
 Benton ..... Mike Hammons  
 Brentwood ..... Michael Slowey  
 Bristol ..... Matt Pendleton  
 Centerville ..... D.J. Key  
 Chattanooga ..... Joel Bradford  
 ..... Darien Brewer  
 ..... Devin Caldwell  
 ..... Blake Coddington  
 ..... B.J. Coleman  
 ..... Anthony Conney  
 ..... Chris Harr  
 ..... Zach McCarter  
 ..... Gunner Miller  
 ..... Michael Trundle  
 ..... Trace Walker  
 ..... Tyler Watson  
 Cleveland ..... Jesse LoScudo  
 Clinton ..... Joel Chapman

Columbia ..... Bryant Belew  
 ..... Robert Boyd  
 Englewood ..... Zack Rayl  
 Franklin ..... Tucker Cathey  
 ..... Ryan Consiglio  
 ..... Graham Nichols  
 ..... Tyler Stannard  
 Gatlinburg ..... Bo Dyer  
 Greeneville ..... Irvin Hernandez  
 ..... Steven Nease  
 Hendersonville ..... C.J. Murrell  
 Hixson ..... Thomas Green  
 Huntingdon ..... Chris Donald  
 Knoxville ..... Reese Browning  
 ..... Ryan Geist  
 ..... Chris Pitchford  
 ..... Spencer Mackle  
 ..... Davis Tull  
 Lawrenceburg ..... Garrett Hughes  
 Maryville ..... Don Cope  
 Memphis ..... Chaz Moore  
 ..... Devin Scates  
 Nashville ..... Jaron Norfleet  
 ..... Nick Pollard  
 Newport ..... Hunter Dockery  
 Ooltewah ..... Sloan Allison  
 ..... Brock Oliver  
 Powell ..... Justin Galyon  
 Red Bank ..... Keith Mayes  
 ..... Keon Williams  
 Sevierville ..... Will Hewitt  
 ..... Patrick Sutton  
 Soddy Daisy ..... Austin Elrod  
 South Pittsburg ..... Terrell Robinson  
 Thompson Station ..... Jeff Veres

**Virginia (1)**  
 Alexandria ..... De'Markus Lee

## Ties to Previous Programs (Last Year)

**The Baylor School - Chattanooga, Tenn... 3**  
 ..... Austin Elrod (2010)  
 ..... Michael Trundle (2010)  
 ..... Tyler Watson (2009)  
**Boyd Buchanan - Chattanooga, Tenn... 2**  
 ..... Sloan Allison (2007)  
 ..... Devin Caldwell (2010)  
**Campbell HS - Smyrna, Ga..... 2**  
 ..... Chris Lewis-Harris (2007)  
 ..... Brian Sutherland (2008)  
**Carrollton HS - Carrollton, Ga. .... 4**  
 ..... Nick Craig (2008)  
 ..... J.D. Dothard (2007)  
 ..... Wes Dothard (2009)  
 ..... Chas Presnell (2010)  
**Columbia Central HS - Columbia, Tenn .... 2**  
 ..... Bryant Belew (2010)  
 ..... Robert Boyd (2010)  
**East Ridge HS - Chattanooga, Tenn..... 2**  
 ..... Darien Brewer (2009).  
 ..... Gunner Miller (2009).  
**Franklin HS - Franklin, Tenn. .... 2**  
 ..... Tucker Cathy (2008).  
 ..... Graham Nichols (2009)  
**Greeneville HS - Greeneville, Tenn..... 2**  
 ..... Irvin Hernandez (2009)  
 ..... Steven Nease (2009)  
**Independence HS - Thompson's Station, Tenn..... 3**  
 ..... Ryan Consiglio (2008)  
 ..... Tyler Stannard (2010)  
 ..... Jeff Veres (2008)  
**McCallie School - Chattanooga, Tenn ..... 6**  
 ..... Joel Bradford (2007)  
 ..... Blake Coddington (2009)  
 ..... B.J. Coleman (2007)  
 ..... Anthony Conney (2007)  
 ..... Thomas Green (2007)  
 ..... Trace Walker (2009)  
**Murray State - Murray, Ky ..... 2**  
 ..... De'Markus Lee (2007)  
 ..... Omre Harris (2007)  
**Northwest Whitfield HS - Tunnel Hill, Ga ..... 2**  
 ..... Adam Miller (2008)  
 ..... Dustin Tate (2008)  
**Red Bank HS - Chattanooga, Tenn. .... 2**  
 ..... Keith Mayes (2010)  
 ..... Keon Williams (2010)  
**Sevier County HS - Sevierville, Tenn..... 2**  
 ..... Will Hewitt (2008)  
 ..... Patrick Sutton (2010)  
**Tennessee - Knoxville, Tenn. .... 2**  
 ..... B.J. Coleman (2008)  
 ..... Chris Donald (2009)  
**Walton HS - Marietta, Ga. .... 5**  
 ..... Nick Gipson (2008)  
 ..... Robert Harrison (2007)  
 ..... J.J. Jackson (2008)

# STARTERS AND LETTERWINNES RETURNING AND LOST

## OFFENSE

### RETURNING LETTERMEN (25)

QB (1) B.J. Coleman(Jr)\*\*(11/11)  
TB (3) Chris Awuah(So)\*(11/7), J.J. Jackson(So)\*(10/0), Erroll Wynn(Sr)\*\*^  
FB (3) Courtland Ellzey(Sr)\*\*\* (8/0), Ryan Geist(Jr)\*\*(10/0)  
Thomas Green(Jr)\*\*(10/0)  
WR (6) Sloan Allison(Jr)\*\*(11/0), Joel Bradford(Jr)\*\*(11/4)  
Chris Marshall(Sr)\*^, Chris Pitchford(Sr)\*\*\* (11/8),  
Brian Sutherland(So)\*(2/0), Jeff Veres(So)\*(9/0),  
TE (2) Louis Gibson(So)\*(11/0), Garrett Hughes(Sr)\*\*\* (11/9)  
C (2) Justin Galyon(Sr)\*\*(11/10), Austin Wilson(So)\*(9/1)  
OG (3) Omre Harris(Jr)\*(10/9), Will Hewitt(So)\*\*(7/2), T.J. Hurless(So)\*\*\* (11/11)  
OT (4) Nick Gipson(So)\*^, Chris Harr(Sr)\*\*\* (11/11)  
Adam Miller(So)\*(9/9), Dustin Tate(So)\*(11/2)

### LETTERMEN LOST (10)

QB (2) Tony Pastore(Sr)\*\*\* (3/0), Cody Romans(Jr)\*\*\* (1/0)  
TB (1) Bryan Fitzgerald(Sr)\*\*(4/3)  
FB (2) Will Brooks(Fr)\*(11/2), Shaun Kermah(Sr)\*\*(10/6)  
WR (5) Justin Buckhalter(Sr)\*\*(11/0), Blue Cooper(Sr)\*\*\*\* (11/9)  
Terrance Davis(Fr)\*(6/1), Jare Gault(Sr)\*\*(10/1)  
Clint Woods(Sr)\*\*\*\* (11/8)  
TE (0) none  
C (0) none  
OG (1) Bryce Garcia(Sr)\*\*(10/0)  
OT (0) none

### RETURNING STARTERS (9)

QB (1) B.J. Coleman(Jr)\*(11/11)  
TB (1) Chris Awuah(So)\*(11/7)  
FB (0) none  
WR (1) Chris Pitchford(Sr)\*\*\* (11/8)  
TE (1) Garrett Hughes(Sr)\*\*\* (11/9)  
C (1) Justin Galyon(Sr)\*\*(11/10)  
OG (2) Omre Harris(Jr)\*(10/9), T.J. Hurless(Sr)\*\*\* (11/11)  
OT (2) Chris Harr(Sr)\*\*\* (11/11), Adam Miller(So)\*(9/9)

### STARTERS LOST (3)

QB (0) none  
TB (0) none  
FB (1) Shaun Kermah(Sr)\*\*(10/6)  
WR (2) Blue Cooper(Sr)\*\*\*\* (11/9), Clint Woods(Sr)\*\*\*\* (11/8)  
TE (0) none  
C (0) none  
OG (0) none  
OT (0) none

## DEFENSE

### RETURNING LETTERMEN (14)

DE (4) La'Nard Carr(Jr)\*\*(10/0), DeMarkus Lee (Jr)\*(1/0)  
Jaron Norfleet(Sr)\*\*\* (11/2), Joshua Williams(So)\*(11/9)  
DT (1) Nick Craig(Jr)\*\*(11/10)  
LB (4) Ryan Consiglio(Jr)\*\*(11/10), J.D. Dothard(Jr)\*\*(6/6)  
Bo Dyer(So)\*(11/1), Shane Heatherly(So)\*(11/0)  
S (2) Chris Lewis-Harris(Jr)\*\*(11/11), Jordan Tippit(Jr)\*\*(11/11)  
CB (2) Robert Harrison(So)\*(11/0), Buster Skrine(Sr)\*\*\* (11/11)

### LETTERMEN LOST (9)

DE (1) Josh Beard(Sr)\*\*(11/11)  
DT (2) Pete Evans(Jr)\*\*(9/1), B.J. Taylor(Sr)\*\*(11/11)  
LB (5) Arsenio Clemmons(Fr)\*(2/0), Doug Faataliga(Sr)\*\*(8/1)  
Ryan McGowan(Jr)\*(1/0), Steven Smigelsky(Sr)\*\*\*\* (11/11)  
Joseph Thornton(Sr)\*\*\*\* (11/11)  
S (2) Corey Shields(Fr)\*(2/0), Tony Swafford(Sr)\*\*\*\* (11/1)  
CB (0) none

### RETURNING STARTERS (7)

DE (1) Joshua Williams(So)\*(11/9)  
DT (1) Nick Craig(Jr)\*\*(11/10)  
LB (1) Ryan Consiglio(Jr)\*\*(11/10)  
S (2) J.D. Dothard(Jr)\*\*(6/6), Jordan Tippit(Jr)\*\*(11/11)  
CB (2) Chris Lewis-Harris(Jr)\*\*(11/11), Buster Skrine(Sr)\*\*\* (11/11)

### STARTERS LOST (4)

DE (1) Josh Beard(Sr)\*\*(11/11)  
DT (1) B.J. Taylor(Sr)\*\*(11/11)  
LB (2) Steven Smigelsky(Sr)\*\*\*\* (11/11), Joseph Thornton(Sr)\*\*\*\* (11/11)  
S (0) none  
CB (0) none

## SPECIALISTS

### RETURNING LETTERMEN (2)

Punter (1) Mike Hammons(So)\*\*(11/11)  
Kicker (0) none  
D Snap (1) Brock Oliver(So)\*\*(11/11)

### RETURNING STARTERS (2)

Punter (1) Mike Hammons(So)\*\*(11/11)  
Kicker (1) none  
D Snap (1) Brock Oliver(So)\*\*(11/11)  
Return (0) Joel Bradford(So)\*\*(11/4)  
Buster Skrine(Jr)\*\*\* (11/11)

### LETTERMEN LOST (1)

Punter (0) none  
Kicker (1) Craig Camay(Sr)\*\*\*\* (11/11)  
D Snap (0) none

### STARTERS LOST (1)

Punter (0) none  
Kicker (1) Craig Camay(Sr)\*\*\*\* (11/11)  
D Snap (0) none

Return (3) Chris Awuah(Fr)\*(11/7)  
Joel Bradford(So)\*\*(11/4)  
Buster Skrine(Jr)\*\*\* (11/11)

Return (0) none

Return (0) none

\* denotes letters won • (Number of games/starts in 2009) • ^ did not play in 2009 but previously lettered

# 2010 DEPTH CHART

## OFFENSE

<b>RT</b>	<b>53 Adam Miller</b> ..... 6-4 ..... 260..... So-1L..... Cohutta, Ga ..... Missed two games (EKU & WCU) with a high-ankle sprain
	75 Hunter Dockery ..... 6-4..... 300..... Fr-RS ..... Newport, Tenn..... Sat out last season as a redshirt...father played at UTC with Huesman
<b>RG</b>	<b>74 T.J. Hurless</b> ..... 6-4 ..... 295..... Sr-3L ..... Suwanee, Ga ..... Started 31 consecutive games...longest streak on the team
	60 Nick Gipson ..... 6-2..... 290..... So-1L..... Carrollton, Ga ..... Played as a true freshman in 2008...sat out 2009 with an injury
<b>C</b>	<b>73 Justin Galyon</b> ..... 6-4 ..... 290..... Sr-3L ..... Powell, Tenn..... 29 career starts...missed 2nd half at Furman with a back injury
	54 Austin Wilson ..... 6-3..... 260..... So-1L..... Dacula, Ga ..... Played in nine games in 2009...Academic All-SoCon...now starting at LG
<b>LG</b>	54 Austin Wilson ..... 6-3..... 260..... So-1L..... Dacula, Ga ..... Started at LG in last four games
	<b>71 Omre Harris</b> ..... 6-2 ..... 290..... Jr-1L ..... Atlanta, Ga..... slowed by a shoulder injury
<b>LT</b>	<b>70 Chris Harr</b> ..... 6-6 ..... 290..... Sr-3L ..... Chattanooga, Tenn. .... Preseason 1st Team All-SoCon...Started 30 straight games
	76 Dustin Tate ..... 6-5..... 280..... So-1L..... Rocky Face, Ga ..... Started EKU and WCU at RT in place of the injured Adam Miller
<b>TE</b>	<b>7 Garrett Hughes</b> ..... 6-4 ..... 225..... Sr-3L ..... Lawrenceburg, Tenn ..... 16 catches for 242 yds and 3 TDs...2 TDs at WCU
	44 Ryan Geist ..... 6-3..... 220..... Jr-2L ..... Knoxville, Tenn ..... Seen action in six games this season
<b>Flanker</b>	4 Joel Bradford ..... 6-0..... 165..... Jr-2L ..... Chattanooga, Tenn ..... No. 1 in the nation with 125.0 receiving yds/game
	11 Chris Marshall..... 6-2..... 200..... Sr-RS ..... Pasadena, Calif..... First career touch, 5-yd run on a reverse, at Furman
<b>Slot</b>	1 Brian Sutherland ..... 5-10..... 175..... So-1L..... Smyrna, Ga..... No. 2 in the SoCon with 140.4 all-purpose yards/game
	12 Jarrett Burns..... 6-2..... 200..... So-TR..... Huntsville, Ala ..... Transfer from South Carolina...came in as a DB but has switched to WR
<b>Split End</b>	<b>8 Chris Pitchford</b> ..... 6-0 ..... 180..... Sr-3L ..... Knoxville, Tenn..... 13 catches for 166 yards and 2 TDs
<b>or</b>	3 Marlon Anthony ..... 6-5..... 205..... Fr-RS ..... Acworth, Ga ..... 9 catches for 75 yards and 2 TDs
<b>QB</b>	<b>19 B.J. Coleman</b> ..... 6-5 ..... 210..... Jr-1L ..... Chattanooga, Tenn ..... No. 7 in the nation with 267.3 passing yards per game
	15 Graham Nichols ..... 6-3..... 190..... Fr-RS ..... Franklin, Tenn ..... Off. MVP of the Spring Game... 16-25 for 282 yds and 2 TDs
<b>FB</b>	34 Courtland Ellzey ..... 6-0..... 230..... Sr-3L ..... Jacksonville, Fla..... Started every game this season
	41 Thomas Green ..... 6-0..... 220..... Jr-2L ..... Hixson, Tenn ..... Seeing significant playing time after moving over from LB
<b>TB</b>	33 Keon Williams ..... 6-0..... 215..... Fr-HS ..... Chattanooga, Tenn ..... Led the team in rushing in two of last three games
	2 Erroll Wynn..... 5-11 ..... 215..... Sr-RS ..... Jonesboro, Ga ..... 3rd in the SoCon with 81.7 rushing yds/game
	26 J.J. Jackson ..... 5-9..... 195..... So-1L..... Marietta, Ga ..... Starter in the first two games...1st career TD vs. Georgia Southern
	<b>9 Chris Awuah</b> ..... 5-9 ..... 200..... So-1L..... Marietta, Ga..... Starter in 2009...9 rushes for 42 yards and two TDs

## SPECIALISTS

<b>Kicker</b>	13 Jeff Veres ..... 5-11..... 195..... So-1L..... Thompson's Station, Tenn... Pressed into PK duties with Pollard's injury...23-25 PAT but 2-6 FGs
	49 Mike Hammons ..... 5-10..... 180..... Jr-2L ..... Benton, Tenn..... 1-3 on PATs and 1-1 on FGs
<b>Punter</b>	<b>49 Mike Hammons</b> ..... 5-10 ..... 180..... Jr-2L ..... Benton, Tenn..... Preseason 2nd Team All-SoCon...6th in the SoCon with a 38.3 avg
	30 Nick Pollard ..... 6-0..... 180..... Fr-HS ..... Nashville, Tenn ..... 2009 Tennessee Mr. Football Kicker of the Year ...has been out with an injury
<b>Deep Snap</b>	<b>42 Brock Oliver</b> ..... 6-0 ..... 200..... Jr-2L ..... Ooltewah, Tenn ..... Handled the duties the last two seasons
	43 Blake Coddington ..... 6-3..... 230..... Fr-RS ..... Chattanooga, Tenn ..... True freshman
<b>Holder</b>	<b>10 Sloan Allison</b> ..... 6-3 ..... 210..... Jr-2L ..... Ooltewah, Tenn ..... Served as the holder in 2009
	49 Mike Hammons ..... 5-10..... 180..... Jr-2L ..... Benton, Tenn ..... Also the team's starting punter
<b>KO Return</b>	1 Brian Sutherland ..... 5-10..... 175..... So-1L..... Smyrna, Ga ..... 20.5 return avg
	9 Chris Awuah ..... 5-9..... 200..... So-1L..... Marietta, Ga ..... No returns in 2010
<b>Punt Ret</b>	<b>4 Joel Bradford</b> ..... 6-0 ..... 165..... Jr-2L ..... Chattanooga, Tenn ..... 13.4 yards per return
	1 Brian Sutherland ..... 5-10..... 175..... So-1L..... Smyrna, Ga ..... No PR in 2010

Bold denotes returning starter from 2009

# 2010 DEPTH CHART

## DEFENSE

<b>LE</b>	<b>95 Joshua Williams</b> ..... 6-2 ..... 230..... <b>So-1L</b> ..... <b>Griffin, Ga.</b> ..... <b>Preseason 2nd Team All-SoCon...career-high 3 sacks vs. EKU</b>
	98 De'Markus Lee..... 6-4..... 240..... <b>Jr-1L</b> ..... Alexandria, Va. .... Played in the opener vs. ASU but out since...may be back for Elon
<b>Nose</b>	93 Nick Davison..... 6-0..... 280..... <b>Jr-TR</b> ..... Calhoun, Ga..... Started every game...7.0 TFLs
	59 Jesse LoScudo..... 6-3..... 250..... <b>Jr-1L</b> ..... Cleveland, Tenn ..... Saw first career action vs. WCU
<b>Tackle</b>	<b>56 Nick Craig</b> ..... <b>6-2</b> ..... <b>295</b> ..... <b>Jr-2L</b> ..... <b>Carrollton, Ga.</b> ..... <b>Career-high eight tackles at Furman</b>
	96 La'Nard Carr..... 6-3..... 250..... <b>Jr-2L</b> ..... Alpharetta, Ga..... Knee surgery on Sept. 28...played in each games since
<b>RE</b>	18 Chris Donald..... 6-1..... 225..... <b>Jr-TR</b> ..... Huntingdon, Tenn ..... 7.0 sacks on the year is T5th in the nation
	16 Jaron Norfleet ..... 6-3..... 250..... <b>Sr-3L</b> ..... Nashville, Tenn ..... Ran back a fumble for a TD at Jacksonville State
<b>Sam</b>	<b>45 Ryan Consiglio</b> ..... <b>6-1</b> ..... <b>210</b> ..... <b>Jr-2L</b> ..... <b>Franklin, Tenn</b> .... <b>Preseason 2nd Team All-SoCon...T3rd2nd in SoCon w/ 10.7 tackles/gm</b>
<b>(OLB)</b>	<b>23 J.D. Dothard</b> ..... <b>6-0</b> ..... <b>190</b> ..... <b>Jr-2L</b> ..... <b>Carrollton, Ga</b> ..... <b>Moved up from safety...slowed due to a foot injury</b>
<b>Mike</b>	48 Shane Heatherly..... 6-3..... 215..... <b>So-1L</b> ..... Waynesville, N.C..... Started each game
<b>(MLB)</b>	25 Wes Dothard..... 6-1..... 210..... <b>Fr-RS</b> ..... Carrollton, Ga ..... Sat out last year as a redshirt...brother, J.D., is a safety for the Mocs
<b>Will</b>	36 Gunner Miller ..... 6-1..... 220..... <b>Fr-RS</b> ..... Chattanooga, Tenn ..... First start at WCU and recorded 4.0 TFLs in the game
<b>(OLB)</b>	20 D.J. Key..... 6-0..... 190..... <b>Fr-RS</b> ..... Centerville, Tenn..... 4th on the team with 37 tackles
<b>LCB</b>	5 Kadeem Wise..... 5-10..... 180..... <b>Fr-RS</b> ..... Lawrenceville, Ga ..... 6 INTs is a UTC freshman record and T1st in the nation
	27 Chaz Moore ..... 5-10..... 160..... <b>Fr-HS</b> ..... Memphis, Tenn..... True freshman who has been impressive to this point in the season
<b>S</b>	22 Jordan Tippit ..... 6-0..... 205..... <b>Jr-2L</b> ..... Huntsville, Ala ..... Missed 2 gms with a high-ankle sprain...back in action since The Citadel
	24 Don Cope..... 5-11..... 180..... <b>Fr-RS</b> ..... Maryville, Tenn..... Forced and recovered a fumble on KO cover at Furman
<b>FS</b>	<b>6 Chris Lewis-Harris</b> ..... <b>5-11</b> ..... <b>175</b> ..... <b>Jr-2L</b> ..... <b>Smyrna, Ga.</b> ..... <b>Second on the team with 37 tackles, 27 unassisted</b>
	14 Briant Henry..... 6-0..... 180..... <b>Fr-RS</b> ..... Stone Mountain, Ga ..... Sat out 2009 as a redshirt
<b>RCB</b>	<b>21 Buster Skrine</b> ..... <b>5-10</b> ..... <b>185</b> ..... <b>Sr-3L</b> ..... <b>Woodstock, Ga.</b> ..... <b>Missed JSU game with an injured elbow...preseason All-SoCon</b>
	29 Robert Harrison..... 5-9..... 165..... <b>So-1L</b> ..... Marietta, Ga ..... Played in all six games in 2010

## CAREER STARTS

Offense	2006	2007	2008	2009	2010	Total	Cons.	Defense	2006	2007	2008	2009	2010	Total	Cons.
WR Sloan Allison			0	0	1	1	0	DL La'Nard Carr			1	0	1	2	0
RB Chris Awuah				7	0	7	0	DL Nick Davison					7	7	7
WR Joel Bradford				3	7	10	9	DL Chris Donald					7	7	7
QB B.J. Coleman				11	7	18	18	LB Ryan Consiglio				11	7	18	18
F Courtland Ellzey	0	0	0	0	6	6	2	RT Nick Craig				10	6	16	6
C Justin Galyon	0	0	12	10	7	29	13	LB J.D. Dothard			12	6	3	21	0
OT Nick Gipson		0	1	0	0	1	0	LB Bo Dyer				1	0	1	0
OT Chris Harr		0	12	11	7	30	30	LB Shane Heatherly				0	7	7	7
OG Omre Harris				9	3	12	0	DB D.J. Key					2	2	0
OG Will Hewitt				2	0	2	0	S Chris Lewis-Harris			6	11	7	24	18
TE Garrett Hughes				9	7	16	5	LB Gunner Miller					4	4	4
OG T.J. Hurless		1	12	11	7	31	31	DB Chaz Moore					2	2	0
RB J.J. Jackson				0	2	2	0	DE Jaron Norfleet		0	11	2	0	13	0
OT Adam Miller				9	5	14	3	CB Buster Skrine		3	8	11	4	26	3
WR Chris Pitchford	0	0	9	8	6	23	4	FS Jordan Tippit				11	5	16	3
OT Dustin Tate				2	2	4	0	DL Joshua Williams				9	7	16	16
OL Austin Wilson				1	4	5	4	DB Kadeem Wise					7	7	7
RB Keon Williams					3	3	3								
RB Erroll Wynn	1	11	12	0	2	26	0								



Russ Huesman was named the University of Tennessee at Chattanooga football program's 22nd head coach on Dec. 22, 2008. Huesman, a 1983 graduate of UTC and a former defensive back for Chattanooga, immediately rekindled a nearly forgotten passion and interest in Mocs Football.

Before the first snap of his first season at UTC, the Mocs set a school record by selling 2,527 season tickets. They went on to average over 10,000 fans per game in 2009, nearly double the attendance from the previous season.

His success on the field was just as amazing, leading the Mocs to a 6-5 record in 2009. It was their first winning season since 2005 and their SoCon mark of 4-4 was their best since 1998. Huesman was named the SoCon Coach of the Year following his first year in Chattanooga.

Huesman's first year at UTC saw many records tied or set. Chattanooga equalled a program-high with eight players on the All-SoCon team. The Mocs shattered a previous record with 10 Academic All-SoCon honorees. Senior DE Josh Beard became the first Moc to earn Player of the Year honors from the SoCon media and coaches.

Huesman spent the previous five seasons as the defensive coordinator at the University of Richmond, helping guide the Spiders to the 2008 Football Championship Subdivision National Title. The Spiders were known for their "Stonewall Defense," a phrase that was coined by Bruce Dowd of the College Sporting News. Richmond's defense was ranked in the top-15 in the nation in each of the last three seasons under Huesman's guidance.

Huesman's 'Stonewall Defense' was most impressive in the 2008 national title game played in Chattanooga. His Spiders held the No. 4 Montana Grizzlies scoreless for three quarters, and just seven points total, in a 24-7 win.

In 2008, Richmond's defense ranked in the top-10 in the FCS and was No. 1 in the Colonial Athletic Association in total defense (268.8 yards/game) and scoring defense (15.6 ppg). The Spiders also held 12 different opponents to less than 100 yards rushing and less than 20 points. Richmond's 29 interceptions in 2008 smashed the school's previous single-season record of 20 set back in 1973.

In 2007, the Spiders ranked second in the CAA and 15th nationally in sacks per game (2.6), while ranking third in the league and 31st in the NCAA in turnover margin per game (+0.6) in 2007.

In 2006, Huesman led an experienced group that allowed just 268.7 yards per game to rank 11th in the nation and second in the conference. Against the pass, the Spiders were the Atlantic-10's

most dominant team, yielding an average of 152.8 yards and intercepting a league-best 12 passes. Richmond's front seven ranked fourth in the conference and 21st in the nation against the run, limiting the opposition to just over 115 yards per game on the ground. The Richmond defense allowed the fourth-fewest points in the conference and 22nd fewest in the country (18.1).

Huesman spent six years at the University of Memphis (1998-2003) where he held several positions, serving as the recruiting coordinator and offensive line coach, before leaving for Richmond. He also coached the outside linebackers, tight ends and running backs. As recruiting coordinator, Huesman brought in a top-50 recruiting class, ranked No. 1 in Conference USA, in 2002. It was the first recruiting class ranked in the top-50 at Memphis in school history.

Huesman also coached for 14 years at William & Mary and was the Tribe's defensive coordinator for the 1996-97 seasons. During his tenure with the Tribe, Huesman coached current NFL star Darren Sharper, who led a defense ranked second in the nation, allowing just 231.8 yards per game in 1996. That defensive squad also led the Yankee Conference in total defense and helped power the Indians to their first conference title since 1970. In 1997, the Tribe defense was third overall in the Atlantic 10 and led the league in pass efficiency defense.

In addition to coordinating the Tribes' defense, Huesman also coached the William & Mary secondary, a job he took over in 1991. In eight seasons under his direction, the College of William & Mary developed one of the most effective backfields in the nation.

During his time at William & Mary, Huesman also coached Steve Christie, a 15-year NFL place kicker with Tampa Bay, Buffalo, San Diego and the New York Giants. His coaching family tree also includes Alan Williams, the defensive backs coach for the Indianapolis Colts, and Sean McDermott, the secondary coach with the Philadelphia Eagles. Both Williams and McDermott played for Huesman at William & Mary.

A native of Cincinnati, Ohio, Huesman played prep football at perennial power Moeller High School, where he lettered for four years under head coach Gerry Faust. He helped Moeller's team compile a record of 43-0-1 and win a pair of Ohio state championships.

An all-city selection in football as a senior, Huesman signed a football scholarship with Chattanooga, where he started all four years as a defensive back (1978-81) and was a two-sport athlete. He played under the late Joe Morrison for two years and competed his final two seasons under Bill Oliver. Huesman also patrolled centerfield on the baseball diamond for the Mocs during his freshman and junior seasons.

During his playing career at UTC, the Mocs posted a 31-11-2 mark and were Southern Conference co-Champions in his freshman and sophomore seasons.

Huesman was on the Mocs sidelines for the 1982 seasons as a student coach, earning his degree in business education in 1983. He followed that up with a move to the University of South Carolina as a graduate assistant under Morrison.

Huesman and his wife Amy have two daughters, Natalie (14) and Emily (11) and two sons, Jacob (17) and Levi (7).

## More on Russ Huesman

### Career Head Coaching Record

Year	Team	Record (%)	Conf (%)
2009	Chattanooga	6-5 (.545)	4-4 (.500)
2010	Chattanooga	5-2 (.714)	4-1 (.800)
<b>Total</b>	<b>2 years</b>	<b>11-7 (.611)</b>	<b>8-5 (.615)</b>

### Honors

2009 SoCon Media Coach of the Year  
2009 SoCon Coaches co-Coach of the Year

### Coaching Experience

Richmond - Assistant Coach - 2004-08  
Memphis - Assistant Coach - 1998-03  
William & Mary - Assistant Coach - 1984-97  
South Carolina - Graduate Assistant Coach - 1983-84  
Chattanooga - Student Assistant Coach - 1982

### Personal

Full Name: Russell Frederick Huesman  
Born: Jan. 28, 1960  
Hometown: Cincinnati, Ohio  
Age: 50  
Wife: Amy  
Children: Jacob (17), Natalie (14), Emily (11), Levi (7)  
Education: University of Tennessee at Chattanooga  
B.S. in Business Education (1983)

## What They Are Saying About Russ Huesman

"I have known Russ for 20 years going back to our William & Mary days. He is a very good coach and a very good friend. He has played a huge role in all of our success at Richmond and he is going to make a great head coach at Chattanooga. I am very happy for him and Amy and his entire family. You guys are getting a great person as well as an excellent coach. He will bring a wealth of knowledge and confidence to your program. When you are an alumnus of a school, you have a vested interest in how the school does in all aspects. He, like myself, will want what is best for not only the football program, but the entire University."

**Mike London**

**Head Football Coach - University of Virginia**

"When you talk about Russ Huesman and his family, first of all, he is a first class individual. He cares about the University of Tennessee at Chattanooga tremendously. He will be an excellent representative both on the field and in the community. He brings first class characteristics off the field and a winning attitude and personality to the campus and the football program that will be infectious from day one. I felt that same energy when I first started playing for him back at William & Mary years ago."

**Sean McDermott**

**Defensive Coordinator - Philadelphia Eagles  
Safety for William & Mary (1993-97)**



**Off. Coordinator**  
**Marcus Satterfield**  
**ETSU '99**  
**2nd Year**

Satterfield is entering his second year as the Mocs' offensive coordinator. UTC's of-

fense saw tremendous improvement in Satterfield's first season.

Satterfield joined the Mocs in 2009 from UT-Martin where he helped the Skyhawks win the 2006 Ohio Valley Conference and advance to postseason play for the first time since 1988. In 2008, he helped the Skyhawks compile an 8-4 worksheet.

UT-Martin was the No. 1 ranked scoring offense in the OVC in 2008. Satterfield also led the 2007 squad No. 1 ranking in total offense and points-per-game in the OVC.

Chattanooga head coach Russ Huesman and Satterfield worked together at Richmond during the 2004 season. Satterfield left Richmond, where he was the wide receivers coach, and coached at Western Carolina for two years before joining UT-Martin's staff in 2006.

Satterfield was a three-year letterman as a wide receiver and punter at East Tennessee State from 1995-98, earning his degree from ETSU in 1999. He also played point guard for Chattanooga State Community College during the 1994-95 season. Satterfield is married to the former Sarah Houser. The couple has one daughter, Harper.



**Def. Coordinator**  
**Adam Fuller**  
**Sacred Heart '98**  
**2nd Year**

Fuller is in his second season as defensive coordinator at UTC. The Mocs' were

third in the SoCon in total defense in his first year at UTC.

Fuller worked with head coach Russ Huesman when they were both on staff at Richmond from 2005-07. Fuller was the special teams coordinator and linebacker coach for the Spiders.

A Tewksbury, MA native he played varsity football at Tewksbury High.

As a collegian, Fuller was a four-year letterwinner at Sacred Heart University. He earned Football Gazette all-American honors as a linebacker in 1996 and served as team captain in 1997.

He began his coaching career as a linebacker coach at WPI (1998) and also coached at Wagner College (1999-04) under head coach Walter Hamline as defensive line, linebacker and secondary aide before being promoted to co defensive coordinator in 2004. He coached the career-leading punt returner in the program's history, while his defense earned national top 10 finishes in both 2002 and 2003.

Fuller earned his Bachelors in Criminal Justice with a minor in Sociology in 1998. In addition, he earned a Masters in Secondary Education in 2001 from Wagner. He and his wife, Hope, have two children.



**OL (Centers/Guards)**  
**Russ Ehrenfeld**  
**Chattanooga '81**  
**2nd Year**

Ehrenfeld is in his second year coaching the offensive line. Last season the Mocs did

not allow a sack in the final four games of the season.

His previous stop was Tennessee State, where his offensive line set the tone for the No. 1 rushing offense in the Ohio Valley Conference.

Ehrenfeld previously coached the offensive line at TSU for three seasons (1997-99), helping the Tigers capture back-to-back OVC championships in 1998 and 1999. Notably, four linemen from the 1999 team went on to play in the NFL. Ehrenfeld has coached more than ten offensive linemen that have gone on to play professionally.

Prior to his experience at Tennessee Tech, Ehrenfeld coached at Bucknell University, South Carolina, Austin Peay, Itawamba Community College, Southeast Missouri State, Eastern Michigan and Alabama State.

A native of Hillside, N.J., Ehrenfeld played four years at Chattanooga, helping the Mocs claim three SoCon titles as an offensive guard. He earned his bachelor's degree in secondary education-history in 1981. Following graduation, his first coaching position was at TMI Academy as the offensive line coach.

He and his wife Laurie have three children, Ashley, Brennan and Katie.



**DL/Spec. Tms**  
**Jimmy Lindsey**  
**Chattanooga '01**  
**1st Year**

Lindsey returns to his alma mater after spending the previous year at UT Martin.

He was the defensive line coach at Miami (Ohio) for two years prior to that.

Before Miami he spent four years at Gardner-Webb University. He coached the defensive line and linebackers while also serving as the recruiting coordinator. Under Lindsey's tutelage, Harold Wells was named I-AA National Defensive Lineman of the Year by the Football Gazette. He also coached defensive end Brian Johnston who was drafted by the Kansas City Chiefs in 2008.

Lindsey went to Gardner-Webb from Chattanooga where he served as an assistant coach with the Mocs' program in 2002, spending that season in charge of the team's linebackers. Under Lindsey's guidance, UTC linebacker Josh Cain earned second-team I-AA All-American honors in 2002.

Lindsey played at Chattanooga where he was one of four team captains as a senior in 1999. He was a three-time member of the Dean's List as a student at Chattanooga, and was the 1999 recipient of the Marco Sheppard Mr. Hustle Award.

He graduated from Chattanooga in 2001 with a degree in sports administration. He has a daughter, Kiara, who is 10 years old.



**OL (Tackles/TE)**  
**Geep Wade**  
**Chattanooga '02**  
**1st Year**

Wade returns to the Mocs' sidelines for his second stint as an assistant coach at UTC.

He was a team captain at Chattanooga and an offensive lineman at UTC from 1999-01, where he earned his degree in Business Management. Following graduation, Wade coached for one season with the Mocs in 2002 following graduation.

Wade spent the previous four seasons as an assistant coach at Tennessee-Martin. He most recently served as the offensive coordinator for the Skyhawks in 2009. Joe Gibbs was an All-American selection under Wade's guidance.

Before coming to UT Martin in 2006 with head coach Jason Simpson, Wade was an offensive line coach at Western Carolina and Midwestern State in Texas. Midwestern State finished sixth in the nation in total offense, averaging 498 yards per game, and fifth in the nation in rushing yards per game (298).

Wade enjoyed a stint at the University of Tennessee at Knoxville where he was an offensive line grad assistant for the Volunteers in 2004, the same year the team won the Southeastern Conference East Division title and the Cotton Bowl.

In 2003, Wade coached the offensive line and served as the recruiting coordinator at Mars Hill College. Wade is married to the former Amy Howell of McKenzie, Tenn.



**Defensive Line**  
**Marcus West**  
**Memphis '05**  
**2nd Year**

West is entering his season season with the Mocs. Last year he

helped coach a defensive line that included SoCon Defensive Player of the Year Josh Beard.

He came to Chattanooga from Whartburg College in Waverly, Iowa. He was the defensive line coach for the Division III Knights last season. Whartburg went 10-3 in 2008, advancing to the Division III quarterfinals after winning the Iowa Conference Title.

West joined the Knights' coaching staff last summer after playing across three professional leagues. His stops included one-year stays in NFL Europe as a member of the Amsterdam Admirals, in the Canadian Football League as a member of the Hamilton Tiger Cats, and in the National Football League as a member of the Indianapolis Colts.

West starred at the University of Memphis, earning All-Conference USA honors in 2004 and 2005. Current UTC head coach Russ Huesman was an assistant coach at Memphis during West's first two seasons. West was a team captain and gained the program's Defensive Player of the Year award following his senior season.



**Linebackers**  
**Tony Coode**  
**Chattanooga '96**  
**2nd Year**

Coode is back for his second year with the Mocs.

He joined the Chattanooga football staff after spending two seasons at Sewanee: The University of the South, in Sewanee, Tenn.

Coode served as an assistant coach for the defensive line for the Tigers during the 2008 season. Coode served as linebackers coach for Sewanee in the 2004 season, prior to going to Tennessee as a graduate assistant for the 2005 and 2006 seasons.

Before Coode's 2004 stint at Sewanee, he was a graduate assistant coach at Lenoir-Rhyne College (N.C.) for three seasons. His responsibilities included the linebackers, special teams, and running backs.

The Nashville native played linebacker at Chattanooga, where he was a letterman from 1998-2000. A 1996 graduate of Father Ryan in Nashville, Tenn., Coode earned All-Mid State honors as a senior at offensive guard for the Irish.

Coode has participated in college football at every level of the game, going from Division II Lenoir-Rhyne to Division III Sewanee and Division I Tennessee. While Coode was working under David Cutcliffe at Tennessee, the Vols were 9-4 and competed in the Outback Bowl.

Coode is married to the former Becky Malec.



**Running Backs**  
**Jamaal Fobbs**  
**Oklahoma State '01**  
**1st Year**

Fobbs enters his first season at UTC after spending last year as

an administrative intern at Tennessee. He will coach the running backs for the Mocs.

Fobbs has also been on staffs at North Carolina A&T, Southeastern and LSU.

Fobbs is a native of New Orleans, La., and was a running back in college at Oklahoma State. He ran for 1,847 yards and had 73 catches in his four year career for the Cowboys from 1997-00. He was also a talented kick-returner, earning honorable mention All-Big 12 as an all-purpose player as a senior.



**Wide Receivers**  
**Will Healy**  
**Richmond '08**  
**2nd Year**

Healy is entering his second season as a collegiate assistant coach

after playing four years at the University of Richmond. He was a team captain on the Spider's 2008 FCS National Title team. The Chattanooga native saw action in 31 games in his collegiate career

Healy earned all-state twice, all-state honorable mention two other years, and was a four-time all-region selection at Chattanooga's Boyd-Buchanan High School. A Tennessee "Mr. Football" finalist as a senior, Healy holds the Chattanooga area career passing record with more than 7,700 yards.

Healy's father, Rob, played football at Georgia Tech from 1971-73.



**Def. Back Asst.**  
**B.J. Hogan**  
**Widener '06**  
**2nd Year**

Hogan is in his second season on the Mocs' staff. He came to Chattanooga following three seasons at Delaware Valley College in Doylestown, Penn.

Hogan was the special teams coordinator and defensive backs coach at Delaware Valley, helping to lead the Aggies to an 8-3 record. DVC also won a share of the Middle Atlantic Conference title and their second Eastern College Athletic Conference championship.

He joined the Aggie staff in 2006 as a defensive backs coach and added the title of special teams coordinator to his resume in 2007.

Hogan was a four-year starter in the secondary at Widener College from 2001-04. He was a three-time defensive back Most Valuable Player with the squad and earned all-MAC first team honors in 2004.

For his career, Hogan finished tied for second on the Widener all-time list with 20 interceptions, including three in a 2001 contest against Juniata that tied a school mark. He also added 223 tackles and 50 pass breakups while helping the team win two MAC titles (2001 and 2002) and reach the 2001 NCAA quarterfinals.

Hogan coached at Williamson Trade School for the 2005 season. He graduated from Widener in 2006 with a degree in communication studies and a concentration in public relations and advertising.



# Sloan Allison

**WR/TE • Jr.-2L • 6-3 • 210**  
**Ooltewah, Tenn. • Boyd Buchanan School**

# 10

**CHATTANOOGA:** Started camp at receiver and is now working as a tight end...may also see time as a FB...versatile player who started as a QB and has also served as the holder on special teams...son of former UTC head coach Rodney Allison...510-pound squat was tops among the receivers...

caught two TD passes against EKU...all three of his recpts have been for TDs...has seven tackles.

**2009 • SOPHOMORE SEASON:** Moved from QB to receiver during spring practice...caught three passes on the year, 12 yards at Elon, seven yards against Western Carolina and nine yards against The Citadel...also caught a two-point conversion against The Citadel...worked as the back-up long-snapper in spring practice...played in every game, mostly on special teams and as the primary holder on FGs and PATs...has three tackles on special teams.

**2008 • FRESHMAN SEASON:** Saw action in 11 games off the bench last season...totaled 331 yards passing, completing 35 of 87 attempts...nine INTs and no TDs...threw for 103 yards on 9-23 passing against Georgia Southern.

**2007 • REDSHIRT SEASON:** Redshirted...worked with the quarterbacks and was a member of the scout team...Honor Roll for the spring 2008 semester.

**HIGH SCHOOL:** As a senior, quarterbacked the Buccaneers to the Region 3 Class 2A title...threw for 1,247 yards and 11 touchdowns...Boyd Buchanan advanced to the second round of the state playoffs...coached at Boyd Buchanan by Grant Reynolds...also competed in golf and basketball...golf team's most valuable player as a sophomore and junior...placed third in the City Junior Golf Championship in 2005 in the 16-18-year-old division.

**PERSONAL:** Sloan Matthew Allison...born Oct. 27, 1988, in Hattiesburg, Miss...son of Leigh and Rodney Allison...Criminal Justice major.

### ALLISON'S CAREER STATS

Year	G/GS	Rec	Yds	Avg	TD	LG	Pass-Att-Int	Yds	TD	LG
2008	11/0	0	0	0.0	0	0	35-87-9	331	0	31
2009	11/0	3	28	9.3	0	12	0-0-0	0	0	0
2010	7/1	3	42	14.0	3	21	0-0-0	0	0	0
<b>Totals</b>	<b>29/1</b>	<b>6</b>	<b>70</b>	<b>11.7</b>	<b>3</b>	<b>21</b>	<b>35-87-9</b>	<b>331</b>	<b>0</b>	<b>31</b>



# Marlon Anthony

**Wide Receiver • Fr.-RS • 6-5 • 205**  
**Acworth, Ga. • Kell HS**

# 3

**CHATTANOOGA:** Highly touted freshman who is seeing time at split end...long and athletic receiver with a 36-inch vertical jump...first catch was a TD pass from sophomore Chris Awuah against Appalachian State...grabbed another TD pass from Coleman against EKU.

**2009 • REDSHIRT SEASON:** Sat out the 2009 season as a redshirt.

**HIGH SCHOOL:** Three-star wide receiver from Kell High School in Marietta, Ga...three-star rating from Rivals.com and a two-star recruit by Scout.com...led Kell to an 8-3 record in 2008, playing for head coach Derek Cook...had 968 yards receiving as a junior...46 catches for 776 yards to go with 10 punt returns for 228 yards during his senior campaign...great size and impressive hands for a receiver...position rank of No. 87 among wide receivers by ESPN.com...No. 66 player in the state of Georgia and No. 97 among receivers by Rivals.com...earned a spot on the *Marietta Daily Journal* All Cobb County first team...named to the Cobb County Touchdown Club's All-County team...four-year letter winner in basketball.


**PERSONAL:** Full name is Marlon Edwin Anthony...born Oct. 7, 1990...son of Virgil and Georgette Anthony...has three older sisters...undecided on a major.

### ANTHONY'S CAREER STATISTICS

Year	G/GS	Rec	Yds	Avg/Rec.	TD	LG
2010	7/0	9	75	8.3	2	15

### ANTHONY'S 2010 GAME-BY-GAME

Game	Rec	Yds	TD	LG
Appalachian State	1	9	1	9
Jacksonville State	0	0	0	0
Eastern Kentucky	4	39	1	15
Western Carolina	1	4	0	4
The Citadel	3	23	0	10
Georgia Southern	0	0	0	0
at Furman	0	0	0	0



# Chris Awuah

**Running Back • So.-1L • 5-9 • 200**  
**Marietta, Ga. • South Cobb HS**

# 9

**CHATTANOOGA:** Expected to continue to improve after a solid true freshman campaign in 2009...competing for time at tailback...listed on the KOR team...caught a TD pass against Georgia Southern...ran for another TD at Furman.

**2009 • FRESHMAN SEASON:** True freshman who took over as the starting running back after senior Bryan Fitzgerald was lost for the year due to an injury...earned **Southern Conference All-Freshman** team honors from the league's coaches...scored on his first career carry vs. Glenville State...third career reception went 52 yards for a TD...third on the team in scoring with 30 points on five TDs (4 rushing, 1 receiving)...led the team with 459 rushing yards...had 97 yards on 28 carries at Appalachian State...made the Athletics Director's Honor Roll for the fall semester.

**HIGH SCHOOL:** Versatile athlete who played quarterback during his senior season at South Cobb High School in Marietta, Ga... Offensive Back of the Year and a member of the Cobb County Dynamite Dozen as a junior...repeat performer on the Dynamite Dozen squad as a senior for Eagles' head coach Ed Koester...earned the Captains Award after rushing for over 1,000 yards and eclipsing the 500-yard mark in passing totals...13 touchdowns last season put him on the All-Cobb County All-Star Team...sprinter on the track & field squad.

**PERSONAL:** Born Nov. 9, 1989...son of Matilda Awuah and Andrew Adjei...has an older brother, Phillip, and a younger brother, Brian...majoring in Communications.

### AWUAH'S CAREER STATISTICS

Year	G/GS	Rush	Yds	Avg/R	TD	LG	Avg/Gm	Catch	Yds	Avg/C	TD	LG	Avg/Gm
2009	11/6	153	459	3.0	4	37	41.7	17	127	7.5	1	52	11.5
2010	7/0	9	40	4.4	1	11	5.7	4	67	16.8	1	46	9.6
<b>Totals</b>	<b>18/6</b>	<b>162</b>	<b>499</b>	<b>3.1</b>	<b>5</b>	<b>37</b>	<b>27.7</b>	<b>21</b>	<b>194</b>	<b>9.2</b>	<b>2</b>	<b>52</b>	<b>10.8</b>

### AWUAH'S CAREER HIGHS

Rush Yds.....	97 at Appalachian State (11/7/09)	Rec. Yds.....	59 vs. Furman (9/12/09)
Rushes.....	28 at Appalachian State (11/7/09)	Receptions.....	5 at Georgia Southern (10/17/09)
Long Rush.....	37 vs. Wofford (9/26/09)	Long Rec.....	52 (TD) vs. Furman (9/12/09)
Rushing TDs.....	2 vs. Glenville State (9/3/09)	Rec. TDs.....	1 (2x) Last vs. Ga. Southern (10/16/10)
Long KOR.....	29 at Presbyterian (9/19/09)		

### AWUAH'S 2010 GAME-BY-GAME

Game	Rush	Yds	TD	LG	Rec	Yds	TD	LG	KOR	Yds	TD	LG
Appalachian St.	2	8	0	2	1	2	0	2	0	0	0	0
Jacksonville St.	3	9	0	7	0	0	0	0	0	0	0	0
E. Kentucky	0	0	0	0	0	0	0	0	0	0	0	0
W. Carolina	0	0	0	0	1	8	0	0	0	0	0	0
The Citadel	1	1	0	1	0	0	0	0	0	0	0	0
Ga. Southern	0	0	0	0	1	46	1	46	0	0	0	0
Furman	3	22	1	11	1	11	0	11	0	0	0	0

### AWUAH'S 2009 GAME-BY-GAME

Game	Rush	Yds	TD	LG	Rec	Yds	TD	LG	KOR	Yds	TD	LG
Glenville St.	13	63	2	22	2	12	0	8	1	9	0	9
Furman	8	34	0	14	3	59	1	52	0	0	0	0
at Presbyterian	11	16	0	6	0	0	0	0	1	29	0	29
Wofford	14	69	0	37	1	13	0	13	1	27	0	27
at Samford	20	40	1	7	3	14	0	12	0	0	0	0
at Ga. Southern	10	41	0	21	5	16	0	10	1	18	0	18
at Elon	16	49	0	9	0	0	0	0	3	63	0	26
W. Carolina	17	29	1	7	0	0	0	0	1	17	0	17
at ASU	28	97	0	11	1	1	0	1	0	0	0	0
The Citadel	10	16	0	14	1	11	0	11	1	10	0	0
at Alabama	6	5	0	3	1	1	0	1	1	27	0	27



# Joel Bradford

**Wide Receiver • Jr.-2L • 6-0 • 165**  
**Chattanooga, Tenn. • McCallie School**

# 4

**CHATTANOOGA:** Moved back to receiver where he started his career after spending last season as a defensive back ... No. 1 on the depth chart at flanker ... continuing to work as a punt returner ... favorite high school target of QB B.J. Coleman when the pair was at McCallie in Chattanooga ... five catches for 85 yards and a TD against Appalachian State ... then **school-record 254 yards receiving** on 11 catches against EKU ... 80-yard reception vs. EKU was the longest by a Moc since 1999 and the 5th pass play of 80+ yards in school history ... SoCon Offensive Player of the Week following the EKU game ... **broke his own school record with 274 receiving yards on 15 catches at No. 25 Furman** ... named SoCon Offensive Player of the Week and received numerous national honors after the Furman game ... Paladins came into the game with the No. 2 rated pass defense in the nation ... now has the top-2 receiving yard totals in the FCS this season ... only player in school history with multiple 200-yard receiving games ... **No. 4 in the nation with 7.9 catches per game** ... **No. 1 in the nation with 125.0 receiving yds/game** ... has 5 TD catches ... 13.4 yds/punt return ... has 875 receiving yards in 2010, 185 shy of the single-season school-record set by Alonzo Nix in 2003.

**2009 • SOPHOMORE SEASON:** Converted receiver who moved into the starting safety position after the injury to J.D. Dothard ... career-high six tackles at Alabama ... picked off two passes on the year against the top two teams in the SoCon (at Elon and at ASU) ... primary punt returner ... second in the SoCon and 11th in the nation with a 13.1-yard punt return average ... 53-yard return set-up the Mocs' go-ahead score against The Citadel ... second-longest punt return in the SoCon this season ... tied for the eighth longest return in school history ... also had three PBUs against the Bulldogs ... made the Dean's List the fall semester ... earned **Academic All-Southern Conference** honors.

**2008 • FRESHMAN SEASON:** Saw action in four games off the bench...did not catch a pass... earned a spot on the Dean's List both semesters.

**2007 • REDSHIRT SEASON:** Worked with the receivers...member of the scout team...made Dean's List both semesters.

**HIGH SCHOOL:** Five-tool player for Division II Class 3A State runner-up McCallie School...played receiver and cornerback and handled punting, place kicking and punt return duties...All-state by Tennessee Sports Writers Association...49 catches for 994 yards and three touchdowns...seven INTs with 149 return yards and one TD...averaged 37.2 yards per punt, including 10 which were downed inside the 20-yard line...went 4-for-8 on field goal attempts with a long of 45 yards...registered 19 tackles with nine pass deflections...recovered two fumbles and blocked one kick...coached at McCallie by former UTC quarterback Ralph Potter...letterwinner in basketball and soccer...teammate of current Mocs Blake Coddington, B.J. Coleman and Thomas Green.


**PERSONAL:** Full name is Joel Franklin Bradford...born July 17, 1988, in East Ridge, Tenn...son of Carol and Gary Bradford...majoring in Finance...has two brothers.

### BRADFORD'S CAREER OFFENSIVE STATISTICS

Year	G/GS	Rec	Yds	Avg/Rec.	TD	LG	Punt/Kick	Rets	Yds	TD	LG
2008	4/0	0	0	0.0	0	0	0/0	0/0	0/0	0/0	0/0
2009	11/3	0	0	0.0	0	0	12/2	157/40	0/0	53/29	
2010	7/7	55	875	15.9	5	80	5/0	67/0	0/0	27/0	
<b>Totals</b>	<b>22/10</b>	<b>55</b>	<b>875</b>	<b>15.9</b>	<b>5</b>	<b>80</b>	<b>17/2</b>	<b>224/40</b>	<b>0/0</b>	<b>53/29</b>	

### BRADFORD'S 2010 GAME-BY-GAME

Game	Rush	Yds	TD	LG	Rec	Yds	TD	LG	PR	Yds	TD	LG
Appalachian St.	0	0	0	0	5	85	1	36	1	19	0	19
Jacksonville St.	1	-10	0	-10	6	76	1	24	1	6	0	6
E. Kentucky	0	0	0	0	11	254	1	80	0	0	0	0
W. Carolina	0	0	0	0	8	91	0	24	1	27	0	27
The Citadel	0	0	0	0	7	71	1	21	1	15	0	15
Ga. Southern	0	0	0	0	3	24	0	10	0	0	0	0
Furman	0	0	0	0	15	274	1	38	1	0	0	0



# La'Nard Carr

**Defensive Line • Jr.-2L • 6-3 • 250**  
**Alpharetta, Ga. • Centennial HS**

# 96

**CHATTANOOGA:** No. 2 on the depth chart at tackle ... slowed by injuries during fall camp, but started the Appalachian State game ... suffered a concussion against ASU and missed the second half ... career-high six tackles at Jacksonville State...missed Western Carolina game with a knee injury... had minor knee surgery on Sept. 28 but was back on the field at The Citadel.

**2009 • SOPHOMORE SEASON:** Saw action in 10 games off the bench ... made 10 tackles, including 1.5 tackles for loss and a half sack.

**2008 • FRESHMAN SEASON:** Played in all 12 games, earning a start against Furman ... recorded 13.5 tackles, 3 tackles-for-loss, one sack, one QB hurry and four pass break-ups on the year ... season-high 4.5 tackles against Wofford ... sack came against The Citadel.

**2007 • REDSHIRT SEASON:** Worked with the defensive line on the scout team.

**HIGH SCHOOL:** Totaled 63 tackles as a senior playing defensive line and outside linebacker ... registered 14 stops behind the line, three sacks and three forced fumbles ... played in only eight games ... voted team's Defensive MVP and captain ... First-Team All-Region and Second-Team All-Atlanta Area ... listed Super Seven in area ... also competed in track and field and basketball ... placed third in the nation and won consecutive state AAU basketball titles with the Atlanta Celtics.


**PERSONAL:** Full name is La'Nard Alexander Carr ... born March 2, 1989, in Birmingham, Ala ... son of Kristin and Leonard Carr ... Business Management major ... twin brother, Leonard Jr., is five minutes older ... has younger brother, London.

### CARR'S CAREER HIGHS

Tackles ..... 6 at Jacksonville State (9/11/10)

### CARR'S CAREER STATISTICS

Year	G/GS	UT	AT	Total	Sacks	TFL	FF	FR	QBH	PBU	Int-Yds
2008	12/1	10	7	17	1.0	4.0	0	0	1	4	0-0
2009	10/0	5	5	10	0.5	1.5	0	0	1	0	0-0
2010	6/1	4	8	12	1.0	1.0	0	0	0	0	0-0
<b>Tot</b>	<b>28/3</b>	<b>19</b>	<b>20</b>	<b>39</b>	<b>2.5</b>	<b>6.5</b>	<b>0</b>	<b>0</b>	<b>2</b>	<b>4</b>	<b>0-0</b>



# B.J. Coleman

**Quarterback • Jr.-11 • 6-5 • 220**  
**Chattanooga, Tenn. • Tennessee**

# 19

**CHATTANOOGA:** Has made a tremendous impact on the program since transferring from Tennessee ... **Preseason 2nd Team All-SoCon** ... one of three captains elected by his teammates ... has 4,219 career passing yards, 6th all-time at UTC...needs 807 yards to pass Steve Woods (1978-81) for fifth ... 7th Moc to throw for 4,000 yards in a career ... has 33 career TD passes, 5th all-time at UTC and needs three more to move into fourth place ... has 12 200+ passing games, T2nd on the Mocs' career list ... one of two Mocs in school history with four+ 300-yard passing games ... threw for 340 yards on 23-27 passing and three TDs against Appalachian State ... also ran for two TDs against the Mountaineers ... 375 yards on 24-32 passing against ECU ... tied a career-high with four TD passes vs. the Colonels ... career-high 432 yards on 33-58 passing with two TDs at Furman ... 432 yards was the fifth most passing yards in a game in school history ... most passing yards in a game by a Moc since Cedric Stevens had 515 against Appalachian State in 2004 ... most passing yards in the SoCon this season and 3rd highest total in the NCAA this season ... **267.3 passing yards per game is 7th in the nation and No. 2 in the SoCon ... 3rd in the SoCon and 11th in the nation with a 146.44 passer rating.**

**2009 • SOPHOMORE SEASON:** Transfer from Tennessee with three years of eligibility remaining ... one of the highest rated prep players to come to UTC ... won the starting QB job over senior Jare Gault...17 TDs against seven INTs ... first Moc to throw for 200+ yards in three-straight games since 2007... went four games and 186 pass attempts between his first two INTs this season ... 2,348 passing yards on the year, ranking No. 4 on the Mocs' single-season list ... seventh Moc to throw for 2,000 yards in a season and the first since 2004 ... first Moc with 1,000+ yards passing since 2007 ... 17 TDs is tied for seventh on the Mocs' single season list ... Season-high 356 yards against the Citadel ... went 39-61 against the Bulldogs for three TDs ... made the Dean's List both semesters.

**2008 • FRESHMAN SEASON (TENNESSEE):** Saw action in three games for the Vols...4-8 passing for 21 yards in a 20-10 win against Vanderbilt...only pass attempts of the season...also rushed for 24 yards on seven carries against the Commodores.

**2007 • REDSHIRT SEASON (TENNESSEE):** Sat out the 2007 season as a redshirt...earned SEC Freshman Academic Honor Roll recognition in 2007.

**HIGH SCHOOL:** Four-star rating from Rivals.com and Scout.com out of Chattanooga's McCallie School...No. 10 pro-style QB by Rivals.com and No. 16 overall QB by Scout.com...No. 90 overall QB by ESPN.com...named TSWA first-team All-State for Division II AAA as a senior in 2006 and the American General Mr. Football Award Winner for Division II AAA as a senior and junior ... offensive MVP of the 2006 *Chattanooga Times Free Press* Best of Preps Team ... named to the *Tennessean's* Dream Team ... led the West All-Stars to a 35-25 victory in the East Meets West All-American football game in Orlando, Fla., completing 6-of-7 passes for 100 yards and one touchdown ... member of 2005 *Chattanooga Times Free Press* Best of Preps ... named all-district and all-region in 2006... completed 166-of-257 attempts for 2,927 yards and 19 touchdowns as a senior in 2006 ... also as a senior, carried 51 times for 241 yards and seven touchdowns ... threw for 2,203 yards and 19 touchdowns as a junior in 2005 ... as a sophomore in 2004, passed for 1,993 yards and 15 touchdowns ... holds school records for passing yards in a season and career and passing touchdowns in a season and career...led McCallie to Division II-AAA State Title Game in 2006 ... three-year starter at quarterback ... three-year starter on the baseball team at pitcher and in the outfield ... coached at The McCallie School by Ralph Potter...teammate of current Mocs Joel Bradford, Blake Coddington and Thomas Green at McCallie.

**PERSONAL:** Full name is Bryon Elwyn Coleman Jr. ... born September 16, 1988...father, Bryon, played four years at Chattanooga from 1977-80 and was a teammate of head coach Russ Huesman and assistant coach Russ Ehrenfeld...majoring in Communications.

### COLEMAN'S CAREER STATS

Passing	G/GS	Comp.	Att.	Int.	Pct.	Yards	TD	Long	Effic.	Avg./G
2009	11/11	227	401	9	56.6	2,348	17	73	115.29	213.5
2010	7/7	135	226	7	59.7	1,871	16	80	146.44	267.3
<b>Totals</b>	<b>18/18</b>	<b>363</b>	<b>627</b>	<b>15</b>	<b>57.9</b>	<b>4,219</b>	<b>33</b>	<b>80</b>	<b>126.50</b>	<b>234.4</b>

### COLEMAN'S CAREER HIGHS

Passing Yards.....	432 at Furman (10/23/10)	Comps.....	39 vs. The Citadel (11/14/09)
Pass Atts.....	61 vs. The Citadel (11/14/09)	Pass TDs ...	4 (2x) Last vs. Eastern Kentucky (9/18/10)
Long Pass ...	80 (TD BRadford) vs. Eastern Kentucky (9/18/10)	INTs.....	4 at Furman (10/23/10)
Rush Yds.....	14 vs. W. Carolina (10/31/09)	Rush Atts.....	9 vs. Appalachian St. (9/11/10)
Long Rush.....	13 at Jacksonville St. (9/11/10)	Rush TDs.....	2 vs. Appalachian State (9/4/10)

### COLEMAN'S 2010 GAME-BY-GAME

Game	Comp	Attempts	INTs	Yards	TDs	Long
Appalachian State	23	37	0	340	3	53
Jacksonville State	10	22	1	149	1	25
Eastern Kentucky	24	32	1	375	4	80
Western Carolina	21	35	1	259	2	46
The Citadel	13	21	0	157	2	46
Georgia Southern	11	21	0	159	2	46
Furman	33	58	4	432	2	38

### COLEMAN'S 2009 GAME-BY-GAME


Game	Comp	Attempts	INTs	Yards	TDs	Long
Glenville State	18	34	0	258	1	73
Furman	22	31	1	225	2	52
at Presbyterian	16	29	0	224	2	43
Wofford	23	30	0	176	4	26
at Samford	18	31	0	249	0	54
at Georgia Southern	23	43	0	208	2	33
at Elon	14	30	1	122	1	27
Western Carolina	22	41	1	248	1	41
at Appalachian State	25	46	3	246	1	31
The Citadel	39	61	1	356	3	29
at Alabama	7	25	2	36	0	10



# Ryan Consiglio

Linebacker • Jr.-2L • 6-1 • 215  
Franklin, Tenn. • Independence HS

# 45



# Nick Craig

Defensive Line • Jr.-2L • 6-2 • 295  
Carrollton, Ga. • Carrollton HS

# 56

**CHATTANOOGA:** No. 1 on the depth chart at strong-side linebacker ... Defensive MVP of the 2010 spring game ... only starting LB returning for 2010 and the leading returning tackler from 2009 ... **preseason 2nd Team All-SoCon selection** ... seven stops against Appalachian State, including one TFL ... career-high 14 tackles at Jacksonville State, including his second career INT ... named **SoCon Defensive Player of the Week** for the second time in his career following the game with the Gamecocks ... game-high 10 stops against ECU ... game-high 12 tackles and a fumble recovery at Western Carolina ... T3rd in the SoCon and T17th in the nation with 10.7 tackles/game.

**2009 • SOPHOMORE SEASON:** Impressive in his second season and finished second on the team with 86 tackles...eighth in the SoCon in tackles...**SoCon Defensive Player of the Week** following a 12-tackle, INT performance at Presbyterian...third on the team with 9.0 TFLs...has 10+ tackles three times this season...made the Dean's List in the spring.

**2008 • FRESHMAN SEASON:** Played in six games as a true freshman...earned a spot on the Dean's List following the 2009 spring semester.

**HIGH SCHOOL:** Led Independence HS from a 1-9 record as a sophomore to an 11-4 mark in 2007... three-time all-region selection...first team all-state honoree...East-West All-Star game Defensive MVP...played for head coach Jason Eubanks...Defensive Player of the Year for the Eagles...team-mate of current Moc Jeff Veres.

**PERSONAL:** Full name is Ryan Anthony Consiglio...born June 24, 1989...son of Carole and Tony... father played football at Morehead State...majoring in Exercise Science.

### CONSIGLIO'S CAREER STATISTICS

Year	G/GS	UT	AT	Total	Sacks	TFL	FF	FR	QBH	PBU	Int-Yds
2008	6/0	4	1	5	0.0	0.0	0	0	0	0	0-0
2009	11/11	53	33	86	1.0	9.0	0	1	0	0	1-9
2010	7/7	44	31	75	0.0	4.0	0	1	0	1	1-0
<b>Tot</b>	<b>24/18</b>	<b>101</b>	<b>65</b>	<b>166</b>	<b>1.0</b>	<b>13.0</b>	<b>0</b>	<b>2</b>	<b>0</b>	<b>1</b>	<b>2-9</b>

### CONSIGLIO'S CAREER HIGHS

Tackles ..... 14 (2x) Last at The Citadel (10/9/10) TFLs.....2.0 at Elon (10/24/09)  
INT ..... 1 (2x) Last at Jacksonville State (9/11/10) Sacks.....1.0 at Presbyterian (9/19/09)

### CONSIGLIO'S 2010 GAME-BY-GAME

Game	UT	AT	Total	Sacks	TFL	FF	FR	QBH	PBU	Int-Yds
Appalachian St.	6	1	7	0.0	1.0	0	0	0	0	0-0
Jacksonville St.	3	11	14	0.0	1.5	0	0	0	0	1-0
E. Kentucky	7	3	10	0.0	0.0	0	0	0	1	0-0
W. Carolina	5	7	12	0.0	0.0	0	1	0	0	0-0
The Citadel	10	4	14	0.0	1.5	0	0	0	0	0-0
Ga. Southern	7	3	10	0.0	0.0	0	0	0	0	0-0
Furman	6	2	8	0.0	0.0	0	0	0	0	0-0

### CONSIGLIO'S 2009 GAME-BY-GAME

Game	UT	AT	Total	Sacks	TFL	FF	FR	QBH	PBU	Int-Yds
Glenville St.	4	3	7	0.0	1.0	0	0	0	0	0-0
Furman	4	2	6	0.0	1.0	0	0	0	0	0-0
at Presbyterian	5	7	12	1.0	1.0	0	0	0	1	1-9
Wofford	4	5	9	0.0	1.0	0	0	0	0	0-0
at Samford	4	1	5	0.0	1.0	1	0	0	0	0-0
at Ga. Southern	8	3	11	0.0	0.0	0	0	0	0	0-0
at Elon	6	4	10	0.0	2.0	0	0	0	0	0-0
W. Carolina	4	1	5	0.0	1.0	0	0	0	0	0-0
at ASU	4	5	9	0.0	0.0	0	0	0	0	0-0
The Citadel	5	1	6	0.0	0.0	0	0	0	0	0-0
at Alabama	5	1	6	0.0	1.0	0	0	0	0	0-0

**CHATTANOOGA:** Back at No. 1 on the depth chart at tackle after being slowed by injuries during camp ... second on the team with a 415-pound bench press ... 610-pound squat led the team ... came off the bench against ASU since he has missed time in camp due to a foot injury ... made two stops, including one TFL ... five tackles at JSU, at Western Carolina and vs. Georgia Southern ... career-high eight stops at Furman.

**2009 • SOPHOMORE SEASON:** Returned to the defensive line after playing in seven games as a true freshman...430-pound bench press was best among the defensive line...585-pound squat tied for best on the team...three tackles against GSC...picked up a loose ball on a PAT that led to a 2-point return against GSC...credited with a blocked kick on the play...first career sack at Samford ... six tackles at Appalachian State and at Alabama...also had a sack against the Crimson Tide... earned **Academic All-Southern Conference** honors.

**2008 • FRESHMAN SEASON:** Recorded 15 tackles in seven games played off the bench...added four tackles-for-loss...earned a spot on the Dean's List both semesters.

**HIGH SCHOOL:** Named to 2007 Class AAA All-State Team by the *Atlanta Journal Constitution*... slotted at No. 30 on the Super 75 List by *Georgia High School Football Magazine*...61st best defensive tackle in the nation by ESPN.com...listed as a two-star prospect by Scout.com...2007 Class AAA North Defensive Player of the Year by the GACA...*Times Georgian* Defensive Player of the Year... led squad with 96 tackles last season, 23 of which were solo stops...made 17 tackles for loss... credited with 13 sacks, one interception and five forced fumbles, recovering three...team captain who helped CHS to 11-2 record in both senior and junior years...voted North Team Most Valuable Player of Georgia North-South All-Star Game...Carrollton is ranked as one of the nation's all-time winningest programs and ranks No. 2 in Georgia...placed sixth in GACA Weightlifting Area Tournament...National Honor Society...Graduated with honors.

**PERSONAL:** Full name is Nicholas Emerson Craig...born Feb. 15, 1990...son of Bill and Mindy Craig...majoring in Marketing.

### CRAIG'S CAREER STATISTICS

Year	G/GS	UT	AT	Total	Sacks	TFL	FF	FR	QBH	PBU	Int-Yds
2008	7/0	13	4	17	0.0	4.0	0	0	0	0	0-0
2009	11/10	14	17	31	2.5	2.5	1	1	0	0	0-0
2010	7/6	12	14	26	0.0	1.5	0	0	0	0	0-0
<b>Tot</b>	<b>25/16</b>	<b>39</b>	<b>35</b>	<b>74</b>	<b>2.5</b>	<b>8.0</b>	<b>1</b>	<b>1</b>	<b>0</b>	<b>0</b>	<b>0-0</b>

### CRAIG'S CAREER HIGHS

Tackles .....8 at Furman (10/23/10) Sacks.....1.0 (2x) Last at Alabama (11/21/09)

### CRAIG'S 2010 GAME-BY-GAME

Game	UT	AT	Total	Sacks	TFL	FF	FR	QBH	PBU	Int-Yds
Appalachian St.	2	0	2	0.0	1.0	0	0	0	0	0-0
Jacksonville St.	1	4	5	0.0	0.0	0	0	0	0	0-0
E. Kentucky	1	0	1	0.0	0.0	0	0	0	0	0-0
W. Carolina	1	4	5	0.0	1.5	0	0	0	0	0-0
The Citadel	0	0	0	0.0	0.0	0	0	0	0	0-0
Ga. Southern	3	2	5	0.0	0.0	0	0	0	0	0-0
Furman	4	4	8	0.0	0.0	0	0	0	0	0-0

### CRAIG'S 2009 GAME-BY-GAME

Game	UT	AT	Total	Sacks	TFL	FF	FR	QBH	PBU	Int-Yds
Glenville St.	1	2	3	0.0	0.0	0	0	0	0	0-0
Furman	0	0	0	0.0	0.0	0	0	0	0	0-0
at Presbyterian	1	0	1	0.0	0.0	0	0	0	0	0-0
Wofford	3	1	4	0.0	0.0	0	0	0	0	0-0
at Samford	3	0	3	1.0	1.0	0	0	0	0	0-0
at Ga. Southern	0	2	2	0.0	0.0	0	0	0	0	0-0
at Elon	1	1	2	0.0	0.0	0	0	0	0	0-0
W. Carolina	1	1	2	0.0	0.0	0	0	0	0	0-0
at ASU	1	5	6	0.0	0.0	0	0	0	0	0-0
The Citadel	1	1	2	0.5	0.5	0	0	0	0	0-0
at Alabama	2	4	6	1.0	1.0	0	0	0	0	0-0

### CRAIG'S 2008 GAME-BY-GAME

Game	UT	AT	Total	Sacks	TFL	FF	FR	QBH	PBU	Int-Yds
at Oklahoma	1	2	3	0.0	1.0	0	0	0	0	0-0
Cumberland	4	0	4	0.0	0.0	0	0	0	0	0-0
Elon	1	0	1	0.0	0.0	0	0	0	0	0-0
at W. Carolina	4	0	4	0.0	2.0	0	0	0	0	0-0
Appalachian St.	3	1	4	0.0	1.0	0	0	0	0	0-0
at The Citadel	0	1	1	0.0	1.0	0	0	0	0	0-0
Samford	0	0	0	0.0	0.0	0	0	0	0	0-0



# Nick Davison

**Defensive Line • Jr.-TR • 6-0 • 280**  
**Calhoun, Ga. • UAB**

# 93

**CHATTANOOGA:** No. 1 on the depth chart at nose tackle...enrolled at UTC for the 2010 spring semester after transferring from UAB...team-high 430-pound bench press...made two tackles against Appalachian State ... six stops at JSU...five tackles at WCU .... five tackles and first sack of the year at Furman.

**PRIOR TO UTC:** Played the previous two seasons at UAB...enrolled at UTC in January and will have two years of eligibility remaining...16 tackles as a sophomore and 17 tackles as a freshman...saw action in all 24 games the last two years.

**HIGH SCHOOL:** Attended Calhoun High in Calhoun, Ga... a four-year letter winner at Calhoun ...two-star recruit by Rivals.com...tabbed by the *Chattanooga Times Free Press* as a member of its preseason 'Dynamite Dozen' in 2007, which lists the area's top 12 players...was also tabbed by the *Times Free Press* as the Best of Preps North Georgia Defensive Player of the Year in '07...2007 all-state honorable mention and all-area second team North Georgia by the *Times Free Press*... coached by Hal Lamb...also a standout baseball player who earned first-team all-Rome Area and second-team all north Georgia.


**PERSONAL:** Born September 19, 1989, in Calhoun, Ga...son of Janice and Mark Davison...father attended UTC with head coach Russ Huesman...majoring in History.

### DAVISON'S CAREER STATISTICS

Year	G/GS	UT	AT	Total	Sacks	TFL	FF	FR	QBH	PBU	Int-Yds
2010	7/7	20	9	29	1.0	7.0	1	0	2	1	0-0

### DONALD'S 2010 GAME-BY-GAME

Game	UT	AT	Total	Sacks	TFL	FF	FR	QBH	PBU	Int-Yds
Appalachian St.	2	0	2	0.0	0.0	0	0	0	1	0-0
Jacksonville St.	4	2	6	0.0	2.0	0	0	0	0	0-0
E. Kentucky	1	1	2	0.0	0.0	1	0	1	0	0-0
W. Carolina	3	2	5	0.0	1.5	0	0	1	0	0-0
The Citadel	3	2	5	0.0	1.0	0	0	0	0	0-0
Ga. Southern	4	1	5	0.0	1.5	0	0	0	0	0-0
Furman	4	1	5	1.0	1.0	0	0	0	0	0-0



# Chris Donald

**Defensive Line • Jr.-TR • 6-1 • 225**  
**Huntingdon, Tenn. • Tennessee**

# 18

**CHATTANOOGA:** Enrolled at UTC in January after transferring from Tennessee ... came into spring practice as a linebacker, but moved up to defensive end ... No. 1 on the depth chart at right end ... impressive debut with two tackles, one sack and a forced fumble against Appalachian State ... 12 tackles and 2.0 TFLs at JSU ... tied for second on the team with 37 tackles ... **7.0 sacks is tied for No. 5 in the nation.**

**PRIOR TO UTC:** First five-star recruit to attend UTC... enrolled at UTC in January and will have two years of eligibility remaining...redshirted the 2007 season at Tennessee and saw action in two games as a freshman in 2008...saw action in seven of the last eight games of the 2009 season, mainly on special teams.

**HIGH SCHOOL:** *Parade* and *USA Today* All-American...national No. 1 inside linebacker and state's top overall prospect by Rivals.com...five-star rating from Rivals.com and Scout.com...2006 Tennessee Mr. Football winner after being named finalist in 2005...selected for U.S. Army All-American Bowl...three-time all-state and all-region...rated Southeast's No. 6 overall player by G&W Recruiting Report...Memphis Touchdown Club 2006 High School Player of the Year.. Lawrenceburg QB Club Player of the Year finalist...totaled 280 tackles, 66 tackles for loss, 27 sacks, 10 forced fumbles and five fumble recoveries during four-year career...also set school career records with 4,690 rushing yards and 56 rushing touchdowns...contributed to 2003 Huntingdon state championship team, 2004 state runner-up squad and 2006 state semifinalist ...four-year starter at linebacker and running back and senior captain...also three-year basketball letterman.

**PERSONAL:** Full name is Christopher Neal Donald...son of Neal and Theresa Donald...born Nov. 27, 1988...has an older sister, Jennifer, and an older brother, Lamont...mother played basketball at Union University...sister played basketball at Bethel University...majoring in Sociology.

### DONALD'S CAREER STATISTICS

Year	G/GS	UT	AT	Total	Sacks	TFL	FF	FR	QBH	PBU	Int-Yds
2010	7/7	19	18	37	7.0	10.5	3	1	1	0	0-0

### DONALD'S 2010 GAME-BY-GAME

Game	UT	AT	Total	Sacks	TFL	FF	FR	QBH	PBU	Int-Yds
Appalachian St.	2	0	2	1.0	1.0	1	0	0	0	0-0
Jacksonville St.	3	9	12	0.0	2.0	0	0	0	0	0-0
E. Kentucky	3	1	4	2.5	2.5	0	0	1	0	0-0
W. Carolina	1	0	1	1.0	1.0	1	0	0	0	0-0
The Citadel	4	1	5	0.0	1.0	0	1	0	0	0-0
Ga. Southern	5	2	7	1.0	1.0	0	0	0	0	0-0
Furman	1	5	6	1.5	2.0	0	0	0	0	0-0



# J.D. Dothard

# 23

**Linebacker • Jr.-2L • 6-0 • 190**  
Carrollton, Ga. • Carrollton HS

**CHATTANOOGA:** Moved up from safety to linebacker where he is currently the first linebacker off the bench ... brother, Wes, is also competing at linebacker for the Mocs ... made four tackles and recovered a fumble against Appalachian State ... broken toe kept him out of the starting lineup at WCU.

**2009 • SOPHOMORE SEASON:** Returning starter at strong safety...started 18 consecutive games before suffering a season-ending knee injury at Georgia Southern...career-high nine tackles against Furman...returned a fumble 51 yards for a TD against Wofford...made the Dean's List during the fall semester.

**2008 • FRESHMAN SEASON:** Started all 12 games in the secondary...third on the team with 55 tackles...had five tackles for loss...grabbed interceptions against Georgia Southern and The Citadel...season-high nine tackles at Furman...recovered a fumble at Western Carolina.

**2007 • REDSHIRT SEASON:** Worked with the defensive secondary on the scout team.

**HIGH SCHOOL:** Helped the Carrollton Trojans to a 12-2 overall record and a 6-1 mark in Region 6 Class 3A...lost 12-10 in state finals to Carver of Columbus...winner of team's Outstanding Defensive Back and Ironman Awards for both junior and senior seasons...named Most Improved Receiver in final year...coached at Carrollton by former Moc Rayvan Teague...Carrollton's program ranks among the nation's top-20 all-time winningest football programs and is No. 2 all-time in the State of Georgia...Trojans had a combined record of 34-4 during his three seasons...also competed in basketball and track and field...basketball team's Most Valuable Guard and Coaches Award recipient junior year...as a junior, placed third in the state in the 100, 200 and 400 meters...also competed in relays, high jump, long jump and triple jump...Trojans were state track champions in 2005...member of the A-B Honor Roll...earned Outstanding Student of the Month and Certified Math Awards...member of the Spanish Club...teammates with current Moc Nick Craig.

**PERSONAL:** Full name is Jason D. Dothard...born Dec. 12, 1988...son of Brenda and Jimmy Dothard...Sports Administration major...younger brother, Wes, is also a linebacker for the Mocs.

### DOTHARD'S CAREER STATISTICS

Year	G/GS	UT	AT	Total	Sacks	TFL	FF	FR	QBH	PBU	Int-Yds
2008	12/12	37	18	55	0.0	5.0	0	1	0	2	2-0
2009	6/6	18	7	25	0.5	3.5	0	1	0	0	0-0
2010	7/3	4	6	10	0.0	4.0	0	1	0	0	1-20
<b>Tot</b>	<b>24/21</b>	<b>59</b>	<b>31</b>	<b>90</b>	<b>0.5</b>	<b>12.5</b>	<b>0</b>	<b>3</b>	<b>0</b>	<b>2</b>	<b>3-20</b>

### DOTHARD'S CAREER HIGHS

Tackles ..... 9 (2x) vs. Furman (9/12/09) TFLs..... 2 vs. Jacksonville St. (9/20/08)

### DOTHARD'S 2010 GAME-BY-GAME

Game	UT	AT	Total	Sacks	TFL	FF	FR	QBH	PBU	Int-Yds
Appalachian St.	2	2	4	0.0	1.0	0	1	0	0	0-0
Jacksonville St.	0	4	4	0.0	1.0	0	0	0	0	0-0
E. Kentucky	2	0	2	0.0	2.0	0	0	0	0	1-20
W. Carolina	0	0	0	0.0	0.0	0	0	0	0	0-0
The Citadel	0	2	2	0.0	0.5	0	0	0	0	0-0
Ga. Southern	0	0	0	0.0	0.0	0	0	0	0	0-0
Furman	0	0	0	0.0	0.0	0	0	0	0	0-0

### DOTHARD'S 2009 GAME-BY-GAME

Game	UT	AT	Total	Sacks	TFL	FF	FR	QBH	PBU	Int-Yds
Glenville St.	3	0	3	0.0	0.0	0	0	0	0	0-0
Furman	7	2	9	0.0	1.0	0	0	0	0	0-0
at Presbyterian	1	1	2	0.0	1.0	0	0	0	0	0-0
Wofford	2	2	4	0.0	1.0	0	1	0	0	0-0
at Samford	5	1	6	0.5	0.5	0	0	0	0	0-0
at Ga. Southern	0	1	1	0.0	0.0	0	0	0	0	0-0

### DOTHARD'S 2008 GAME-BY-GAME

Game	UT	AT	Total	Sacks	TFL	FF	FR	QBH	PBU	Int-Yds
at Oklahoma	2	3	5	0.0	1.0	0	0	0	0	0-0
Cumberland	3	0	3	0.0	0.0	0	0	0	0	0-0
at Florida State	2	0	2	0.0	0.0	0	0	0	0	0-0
Jacksonville St.	4	1	5	0.0	2.0	0	0	0	0	0-0
at Furman	8	1	9	0.0	0.0	0	0	0	0	0-0
Ga. Southern	2	1	3	0.0	1.0	0	0	0	0	1-0
at Wofford	1	2	3	0.0	0.0	0	0	0	0	0-0
Elon	3	0	3	0.0	0.0	0	0	0	1	0-0
at WCU	4	2	6	0.0	0.0	0	1	0	0	0-0
Appalachian St.	4	3	7	0.0	0.0	0	0	0	1	0-0
at The Citadel	1	4	5	0.0	0.0	0	0	0	0	1-0
Samford	3	1	4	0.0	1.0	0	0	0	0	0-0



# Courtland Ellzey

# 34

**Fullback • Sr.-3L • 6-0 • 230**  
Jacksonville, Fla. • Lake Highlands Prep

**CHATTANOOGA:** Worked his way up the ladder in his fifth year in the program...No. 1 on the depth chart at fullback...started four games... first career catch at WCU ... first career carry at The Citadel ... three carries for 16 yards against the Bulldogs ... seven carries for 31 yards last three games... averaging 4.4 yards per rush.

**2009 • JUNIOR SEASON:** Played in eight games, mostly on special teams...made the Athletic Director's Honor Roll during the fall semester and the Dean's List in the spring.


**2008 • SOPHOMORE SEASON:** Saw action in one game off the bench...earned a spot on the honor roll during the fall semester.

**2007 • FRESHMAN SEASON:** Worked with the running backs and was a member of the scout team...missed part of season with an injury...made Athletics Director's Honor Roll fall semester.

**2006 • REDSHIRT SEASON:** Walked on the team and redshirted...worked with the running backs and fullbacks...member of the scout team.

**HIGH SCHOOL:** Honorable Mention All-State selection as a senior at Lake Highlands Prep...played fullback and defensive end...ran for 700 yards and four touchdowns...Lake Highlands went 6-5 and made the playoffs...coached at Lake Highlands by Tim Borky...also lettered in track and weightlifting...all-district honoree in weightlifting.

**PERSONAL:** Full name is James Courtland Ellzey...born May 13, 1987, in Jacksonville, Fla...son of Amanda Terran and Max Ellzey...Political Science major.



# Justin Galyon

# 73

**Offensive Line • Sr.-3L • 6-4 • 290**  
Powell, Tenn. • Powell HS

**CHATTANOOGA:** Returning starting center...No. 1 on the depth chart... started every game at center.

**2009 • JUNIOR SEASON:** Started 10 of 11 games last season.

**2008 • SOPHOMORE SEASON:** Started all 12 games at center as a sophomore...made the Athletic Director's Honor Roll for having a 3.0+ g.p.a. in the spring 2009 semester.

**2007 • FRESHMAN SEASON:** Shifted from defensive line to offensive line prior to the season...did not see line action...made Athletics Director's Honor Roll in the spring 2008 semester.

**2006 • REDSHIRT SEASON:** Worked with the defensive line...member of the Dean's List in the fall semester and the Athletic Director's Honor Roll in the spring.

**HIGH SCHOOL:** Played defensive end, tight end and receiver at Powell High School...all-state defensive player as a senior...State of Tennessee Mr. Football Award nominee...voted Region 3 Class 4A Defensive Player of the Year in 2005...earned First Team All-Knoxville Football League and Second Team All-PrepXtra mentions...honorable mention all-region as a junior...voted PHS Special Teams Player of the Year...coached at Powell by Larry Stephens.

**PERSONAL:** Full name is Justin Michael Galyon...born June 1, 1988, in Powell, Tenn...son of Kim and Ed Galyon...Education major.



# Mike Hammons

# 49

**Punter • Jr.-2L • 5-10 • 180**  
**Benton, Tenn. • Polk County HS**

**CHATTANOOGA:** Lone returning kicker ... **preseason 2nd Team All-So-Con** selection ... 1-3 in PATs against Appalachian State ... made his only FG attempt (29 yards) against ASU ... Pinned JSU inside their own 5-yard line ... named **SoCon Special Teams Player of the Week** after averaging 47.0 yards per kick at JSU ... 6th in the SoCon with 38.3 yards per punt.

**2009 • SOPHOMORE SEASON:** Handled the punting duties after playing as a true freshman last year...averaged 40.1 yards per kick...ranked No. 3 in the SoCon and No. 26 in the nation...43.4 yards per kick the last four games of the year...completed a 10-yard pass to Joseph Thornton on a fake punt against Furman...**SoCon Special Teams Player of the Week** after a solid performance at Presbyterian...recorded a tackle against Wofford...career-long 67-yard punt at Appalachian State...55-yard kick at Alabama...made the Dean's List both semesters...earned **Academic All-Southern Conference** honors.

**2008 • FRESHMAN SEASON:** Saw action in five games as a true freshman...averaged 35.1 yards-per-punt...six out of 19 times put opponents inside the 20...season-long was a 45-yarder against Georgia Southern...made the Dean's List following both semesters.

**HIGH SCHOOL:** Elected 2007 Tennessee Class 3A Mr. Football Kicker of the Year...collected all-state and all-region honors...listed on the *Nashville Tennessean's* Dream Team...named all-area by *Chattanooga Times Free Press*...averaged 45.4 yards per punt as a senior...made five field goals and 36 of 38 extra points...25 of his kickoffs were TBs...Wildcats went 7-4 in 2007 and advanced to the first round of the state playoffs...winner of team's *Unsung Hero Award*...coached at Polk County by Derrick Davis...member of baseball team.

**PERSONAL:** Full name is Michael Kelly Hammons...born Dec. 12, 1989...son of Mike and Teresa Hammons...has a younger brother, Alex, and a younger sister, Angel...majoring in Education.

### HAMMONS' CAREER STATISTICS

Year	G/GS	Punts	Yds	Avg	LG	Blkd	TB	FC	50+	I20
2008	5	19	666	35.1	45	1	0	11	0	6
2009	11	49	1964	40.1	67	2	5	18	8	13
2010	7	21	805	38.3	50	1	2	1	1	7
<b>Tot</b>	<b>23</b>	<b>89</b>	<b>3,435</b>	<b>38.6</b>	<b>67</b>	<b>4</b>	<b>7</b>	<b>30</b>	<b>9</b>	<b>26</b>

### HAMMONS' CAREER HIGHS


Punts.....7 (2x) at Alabama (11/21/09)      Yards.....289 at Alabama (11/21/09)  
Long.....67 vs. Appalachian State (11/7/09)      Inside 20 .....2 (6x) Last at Jacksonville St. (9/11/10)  
Long FG.....29 vs. Appalachian State (9/4/10)

### HAMMONS' 2010 GAME-BY-GAME

Game	Punts	Yds	Avg	LG	Blkd	TB	FC	50+	I20
Appalachian St.	5	187	37.4	46	0	0	1	0	2
Jacksonville St.	3	141	41.0	50	0	0	0	1	2
E. Kentucky	0	0	0.0	0	1	0	0	0	0
W. Carolina	4	136	34.0	40	0	0	0	0	1
The Citadel	3	121	40.3	48	0	0	0	0	0
Georgia Southern	3	110	36.7	42	0	0	0	0	1
Furman	3	110	36.7	45	0	1	0	0	0

### HAMMONS' 2009 GAME-BY-GAME

Game	Punts	Yds	Avg	LG	Blkd	TB	FC	50+	I20
Glenville State	6	228	38.0	51	0	0	3	1	2
Furman	1	36	36.0	36	0	0	1	0	0
at Presbyterian	4	167	41.8	51	0	1	2	1	1
Wofford	3	122	40.7	42	0	1	2	0	1
at Samford	4	155	38.8	45	0	1	1	0	1
at Georgia Southern	6	205	34.2	53	0	0	1	1	2
at Elon	5	194	38.8	48	2	0	2	0	2
Western Carolina	4	167	41.8	54	0	0	1	1	2
Appalachian State	6	266	44.3	67	0	0	1	2	1
The Citadel	3	135	45.0	50	0	2	0	1	0
Alabama	7	289	41.3	55	0	0	4	1	1



# Chris Harr

# 70

**Offensive Line • Sr.-3L • 6-6 • 290**  
**Chattanooga, Tenn. • Notre Dame HS**

**CHATTANOOGA:** No. 1 on the depth chart at left tackle where he has started 30 consecutive games...**preseason 1st Team All-SoCon**...400-pound bench press was tops among the offensive line...voted one of three captains by his teammates.

**2009 • JUNIOR SEASON:** Named **Second Team All-Southern Conference** by the league's coaches and media...started each game in 2009...made the Athletics Director's honor roll for the fall semester...won the Bob Davis Winter Warrior Award for his work in the off season.

**2008 • SOPHOMORE SEASON:** Started all 12 games on the offensive line...made the Athletic Director's Honor Roll for the fall semester.

**2007 • FRESHMAN SEASON:** One of five true freshmen to see playing time...lined up in nine games...drew starts at tight end against Western Kentucky and Wofford...was a regular on special teams...registered three tackles on the season...Dean's List Fall semester.

**HIGH SCHOOL:** Region 3 Class 3A Defensive Player of the Year at Notre Dame High School in Chattanooga, Tenn...listed All-City Best of Preps by *Chattanooga Times Free Press*...all-state honoree...played linebacker, defensive end and tight end for the Fighting Irish...totaled 125 tackles senior season...also recorded 18 tackles behind the line, three sacks and five fumble recoveries...returned one fumble for a touchdown...helped Notre Dame to an 8-3 overall record...Irish advanced to the playoffs, losing in the first round...coached at Notre Dame by Charlie Wiggins...also competed in track and field, throwing the shot put and discus.

**PERSONAL:** Full name is Christopher Thomas Harr...born Sept. 4, 1989, in Chattanooga...son of Tina and John Harr...majoring in Exercise Science.



# Omre Harris

# 71

**Offensive Line • Jr.-1L • 6-2 • 290**  
**Atlanta, Ga. • Murray State**

**CHATTANOOGA:** No. 2 on the depth chart at left guard...took part in the H.O.P.E. mentoring program in the fall and help new UTC freshmen with their adjustments to college life ... started first three games before being sidelined at WCU due to a sore shoulder.

**2009 • SOPHOMORE SEASON:** Moved over from the defensive line during fall camp and learning the left guard position...off the bench vs. Glenville State...started last nine games.

**2008 • REDSHIRT SEASON:** Sat out after transferring from Murray State.

**2007 • FRESHMAN SEASON (MURRAY STATE):** Appeared in 10 games...finished the season with 23 tackles, including nine solo...recorded at least one tackle in every game...posted three tackles in the season opener against Louisville...followed that up with a career-best six-tackle effort against Illinois State...opened conference play with four tackles against Tennessee Tech...recorded a pair of solo stops against Tennessee State...teammate of current Moc De'Markus Lee.

**HIGH SCHOOL:** Helped turn a team that finished 3-7 his sophomore and junior seasons into a 9-3 squad his senior season at Pebblebrook High School...led the Falcons to the class 5A region championship in 2006...selected to the all-county and all-region teams following his senior campaign...chosen as the team's Defensive Lineman of the Year...also ran track and was on the soccer team.

**PERSONAL:** Full name is Omre Jamal Harris...born on June 29, 1989...son of Ashanti Lawrence...has one brother, Kevyn...majoring in Business Marketing.



# Shane Heatherly

# 48

Linebacker • So.-1L • 6-3 • 215  
Waynesville, N.C. • Tuscola HS

**CHATTANOOGA:** No. 1 on the depth chart at middle linebacker ... career-high eight tackles at JSU and at Furman.

**2009 • FRESHMAN SEASON:** Saw action in all 11 games off the bench...made seven tackles...made the Dean's List both semesters.

**2008 • REDSHIRT SEASON:** Sat out the season as a redshirt.

**HIGH SCHOOL:** First team all-state defensive player at Tuscola High School in Waynesville, N.C... compiled 103 tackles and nine quarterback sacks in 2007...made 27 stops behind the line...forced five fumbles, recovered four and broke up six passes...returned an INT for a TD...as a tight end, caught nine passes for 94 yards and four TDs...received blocking grade of 96 percent from coaches...first team all-region, all-conference and all-county...named county's Defensive Player of the Year...voted Mountaineer's MVP...career defensive numbers include 201 tackles, 43 for a loss and 11 sacks...coached at Tuscola by Donnie Kiefer.

**PERSONAL:** Full name is Shane Wilson Heatherly...born Aug. 7, 1990...son of Randy and Scarlett Heatherly...has an older brother, Ashton, and a younger sister, Brittany...plans to major in Construction Management.

### HEATHERLY'S CAREER STATISTICS

Year	G/GS	UT	AT	Total	Sacks	TFL	FF	FR	QBH	PBU	Int-Yds
2009	11/0	4	3	7	0.0	0.0	0	0	0	0	0-0
2010	7/7	17	19	36	0.0	0.5	0	0	0	0	0-0
<b>Tot</b>	<b>18/7</b>	<b>21</b>	<b>22</b>	<b>43</b>	<b>0.0</b>	<b>0.5</b>	<b>0</b>	<b>0</b>	<b>0</b>	<b>0</b>	<b>0-0</b>

### HEATHERLY'S CAREER HIGHS

Tackles ..... 8 (2x) Last at Furman (10/23/10)

### HEATHERLY'S 2010 GAME-BY-GAME

Game	UT	AT	Total	Sacks	TFL	FF	FR	QBH	PBU	Int-Yds
Appalachian St.	5	1	6	0.0	0.0	0	0	0	0	0-0
Jacksonville St.	3	5	8	0.0	0.0	0	0	0	0	0-0
E. Kentucky	2	1	3	0.0	0.0	0	0	0	0	0-0
W. Carolina	1	1	2	0.0	0.0	0	0	0	0	0-0
The Citadel	3	3	6	0.0	0.0	0	0	0	0	0-0
Ga. Southern	1	2	3	0.0	0.0	0	0	0	0	0-0
Furman	2	6	8	0.0	0.5	0	0	0	0	0-0



# Garrett Hughes

# 7

Tight End • Sr.-3L • 6-4 • 225  
Lawrenceburg, Tenn. • Lawrence County HS

**CHATTANOOGA:** No. 1 on the depth chart at tight end ... entering his fifth year in the program ... team-high six catches for a career-high 78 yards and one TD against Appalachian State ... caught one 25-yard pass at JSU ... two TD catches at Western Carolina ... three TD catches on the year ... three

catches for 46 yards at Furman.

**2009 • JUNIOR SEASON:** Caught a 73-yard TD pass against Glenville State...just his second career catch...caught another 41-yard pass at Presbyterian...caught three passes for eight yards at Elon... had one catch for 17 yards against Western Carolina...two receptions for 26 yards at Appalachian State...career-high eight catches for 72 yards against The Citadel...made the Dean's List in the spring.

**2008 • SOPHOMORE SEASON:** Played in 10 games off the bench...mostly participated on special teams...caught one pass vs. Georgia Southern for five yards...had one kick return against Samford for 11 yards...squat lift of 500 pounds led all receivers.

**2007 • FRESHMAN SEASON:** Reserve receiver who saw action on special teams...did not record a reception...played in five games...member of travel squad.

**2006 • REDSHIRT SEASON:** Walked on the team...redshirted...practiced with the receivers... member of scout team...made Dean's List fall semester.

**HIGH SCHOOL:** Led Lawrence County High School in receiving for three seasons...first team All-Region 5 Class 4A honoree as a senior...voted co-captain for the Wildcats in final year...coached at Lawrence County by David Marston...member of the Honor Roll and the National Honor Society... listed in *Who's Who Among American High School Students*.

**PERSONAL:** Full name is Garrett Lee Hughes...born Sept. 28, 1988, in Columbia, Tenn...son of Karen Bushy and Randall Hughes...a Business major.

### HUGHES'S CAREER STATISTICS

Year	G/GS	Rec	Yds	Avg/Rec.	TD	LG	Avg/Gm	Rush	Yds	Avg/Rush	TD	LG	Avg/Gm
2007	5/0	0	0	0.0	0	0	0.0	0	0	0	0	0	0.0
2008	10/0	1	5	5.0	0	5	0.5	0	0	0	0	0	0.0
2009	11/9	17	244	14.4	1	73	22.2	0	0	0	0	0	0.0
2010	7/7	16	242	15.1	3	46	34.6	0	0	0	0	0	0.0
<b>Tot</b>	<b>33/16</b>	<b>34</b>	<b>491</b>	<b>14.4</b>	<b>4</b>	<b>73</b>	<b>14.9</b>	<b>0</b>	<b>0</b>	<b>0</b>	<b>0</b>	<b>0</b>	<b>0.0</b>

### HUGHES'S CAREER HIGHS


Rec. Yds ..... 78 vs. Appalachian St. (9/4/10) Rec. .... 8 vs. The Citadel (11/14/09)  
Long Rec ... 73 (TD Coleman) vs. Glenville St. (9/12/09) Rec. TDs..... 2 at Western Carolina (9/25/10)

### HUGHES'S 2010 GAME-BY-GAME

Game	Rec	Yds	TD	LG
Appalachian State	6	78	1	18
Jacksonville State	1	25	0	25
Eastern Kentucky	0	0	0	0
Western Carolina	3	31	2	23
The Citadel	2	56	0	46
Georgia Southern	1	6	0	3
Furman	3	46	0	20

### HUGHES'S 2009 GAME-BY-GAME

Game	Rec	Yds	TD	LG
Glenville State	1	73	1	73
Furman	0	0	0	0
at Presbyterian	1	41	0	41
Wofford	0	0	0	0
at Samford	1	7	0	7
at Georgia Southern	0	0	0	0
at Elon	3	8	0	3
W. Carolina	1	17	0	17
at ASU	2	26	0	13
The Citadel	8	72	0	17
at Alabama	0	0	0	0



# T.J. Hurless

**Offensive Line • Sr.-3L • 6-4 • 295**  
**Suwanee, Ga. • Collins Hill HS**

# 74

**CHATTANOOGA:** No. 1 on the depth chart at right guard where he has started 31 consecutive games...longest streak on the team.


**2009 • JUNIOR SEASON:** No. 1 on the depth chart at right guard...started every game...made the Dean's List for the fall semester.

**2008 • SOPHOMORE SEASON:** Started all 12 games on the Mocs' offensive line...made the Athletic Director's Honor Roll for having a 3.0+ g.p.a. in the 2009 spring semester.

**2007 • FRESHMAN SEASON:** One of five true freshmen to receive playing time...lined up at right offensive tackle in six games...played over 30 snaps including a season-high 12 plays against Wofford...recorded three pancake blocks...graded out at 75 percent in two games, against Jacksonville State and Western Carolina...made Athletics Director's Honor Roll both semesters.

**HIGH SCHOOL:** Rated a two-star recruit by Rivals.com at Collins Hill High School...first team All-Region 7 Class 5A honoree...first team All-Gwinnett County pick...three-year starter for Eagles on offensive and defensive line...helped team to 7-4 record in 2006...participated in the Georgia North-South All-Star Game...coached at Collins Hill by Larry Sherrill.

**PERSONAL:** Full name is Thomas Jay Hurless, Jr...born July 26, 1989, in Lawrenceville, Ga... son of Jean and Tom Hurless...an Engineering major.



# J.J. Jackson

**Running Back • So.-1L • 5-9 • 195**  
**Marietta, Ga. • Walton HS**

# 26

**CHATTANOOGA:** Won the hotly contested starting job at tailback to start the season, but missed the EKU game with an injury ... still competing with three other tailbacks for playing time ... 49 yards on 14 carries against Appalachian State ... only had four carries against JSU before s shoulder injury took him out of the game...first career TD run against Georgia Southern.

**2009 • FRESHMAN SEASON:** Saw action in 10 games off the bench...totaled 46 yards on 11 carries...also played on special teams.

**2008 • REDSHIRT SEASON:** Sat out the season as a redshirt.

**HIGH SCHOOL:** Rushed for 1,818 yards and 24 touchdowns as a senior at Walton High School in Marietta, Ga...also contributed 200 receiving yards and posted three 200-yard rushing games... helped Raiders to a 12-2 record in 2007 and the Class 5A state semifinals...put together back-to-back games with 283 rushing yards and four touchdowns against Kell and 254 yards and five TDs against Sprayberry...selected the Cobb County Offensive Most Valuable Player...made the *Marietta Daily All-County Team*...played fullback and linebacker as a sophomore and defensive end freshman year...compiled 2,900 career all-purpose yards...coached at Walton by Ed Dudley...also participated in track and field and diving...came to UTC with Walton teammates Robert Harrison and Nick Gipson.

### JACKSON'S CAREER STATISTICS

Year	G/GS	Rush	Yds	Avg/Rush	TD	LG	Avg/Gm	Rec	Yds	Avg/Rec.	TD	LG	Avg/Gm
2009	10/0	11	46	4.2	0	21	4.6	0	0	0.0	0	0	0.0
2010	6/2	37	138	3.8	2	10	23.0	6	30	5.0	0	14	5.0
<b>Totals</b>	<b>16/2</b>	<b>48</b>	<b>184</b>	<b>3.8</b>	<b>2</b>	<b>21</b>	<b>11.5</b>	<b>6</b>	<b>30</b>	<b>5.0</b>	<b>0</b>	<b>14</b>	<b>1.9</b>

### JACKSON'S CAREER HIGHS

Rush Yds ..... 49 vs. Appalachian State (9/4/10)      Rec. Yds ..... 25 at Furman (10/23/10)  
 Rushes ..... 14 vs. Appalachian State (9/4/10)      Receptions ..... 3 at Furman (10/23/10)  
 Long Rush ..... 10 (2x) Last at Furman (10/23/10)      Long Rec ..... 14 at Furman (10/23/10)

### JACKSON'S 2010 GAME-BY-GAME

Game	Rush	Yds	TD	LG	Rec	Yds	TD	LG	KOR	Yds	TD	LG
Appalachian St.	14	49	0	10	1	3	0	3	0	0	0	0
Jacksonville St.	4	10	0	4	0	0	0	0	0	0	0	0
E. Kentucky												
W. Carolina	0	0	0	0	0	0	0	0	0	0	0	0
The Citadel	7	26	0	9	0	0	0	0	0	0	0	0
Ga. Southern	3	16	1	9	0	0	0	0	0	0	0	0
Furman	9	38	1	10	3	25	0	14	0	0	0	0



# D.J. Key

**Defensive Back • Fr.-RS • 6-0 • 190**  
Centerville, Tenn. • Hickman County HS

# 20

**CHATTANOOGA:** Started at safety in place of the injured Jordan Tippit for two games ... also playing will linebacker ... made six tackles in his first career game against Appalachian State ... added 12 tackles at JSU ... started at safety and added six tackles against ECU ... eight tackles and a PBU at Western Carolina ... tied for fourth on the team with 36 tackles.

**2009 • REDSHIRT SEASON:** Sat out the season as a redshirt...made the Dean's List during the fall semester.

**HIGH SCHOOL:** Talented defensive back from Centerville, Tenn...played for head coach Nick Patterson at Hickman County High School...a three-sport standout who was a three-year letter winner on the football team, played basketball all four years and lettered in track & field his junior and senior years...all-state defensive back as a junior...All-Region 6-AA MVP as a senior...also played quarterback for the Bulldogs...led Hickman to a 19-5 record his last two years...threw for 336 yards while rushing for 353 yards, scoring five TDs last season...also recorded 44 tackles and four interceptions...all-region scholar and honor roll student his junior and senior seasons...all-district on the basketball court as a junior.

**PERSONAL:** Full name is Davon Jamar Key...born May 28, 1991...son of Hobrina Taylor...majoring in Psychology.

### KEY'S CAREER STATISTICS


Year	G/GS	UT	AT	Total	Sacks	TFL	FF	FR	QBH	PBU	Int-Yds
2010	7/2	22	14	36	0.0	1.5	0	0	0	2	0-0

### KEY'S CAREER HIGHS

Tackles ..... 12 at Jacksonville State (9/11/10)

### KEY'S 2010 GAME-BY-GAME

Game	UT	AT	Total	Sacks	TFL	FF	FR	QBH	PBU	Int-Yds
Appalachian St.	6	0	6	0.0	0.0	0	0	0	0	0-0
Jacksonville St.	8	4	12	0.0	1.0	0	0	0	0	0-0
E. Kentucky	4	2	6	0.0	0.0	0	0	0	0	0-0
W. Carolina	1	7	8	0.0	0.5	0	0	0	1	0-0
The Citadel	0	1	1	0.0	0.0	0	0	0	0	0-0
Ga. Southern	0	0	0	0.0	0.0	0	0	0	0	0-0
Furman	3	0	0	0.0	0.0	0	0	0	0	0-0



# Chris Lewis-Harris

**Defensive Back • Jr.-2L • 5-11 • 175**  
Smyrna, Ga. • Campbell HS

# 6

**CHATTANOOGA:** Moved over from corner to safety where he is No. 1 on the depth chart ... game-high nine tackles against Appalachian State ... four stops at JSU ... seven tackles vs. ECU ... five tackles and an INT at WCU ... recovered a fumble against Georgia Southern ... tied for second on the

team with 37 tackles.

**2009 • SOPHOMORE SEASON:** No. 1 on the left corner...had two tackles and a PBU against Glenville State...five tackles and one PBU at Presbyterian...three tackles against Wofford...season-high seven tackles at Samford...five tackles and a pair of breakups against The Citadel.

**2008 • FRESHMAN SEASON:** Played in 12 games with six starts...32 tackles...team-high 3 INTs and six pass break-ups...3 INTs is second all-time among Mocs freshmen...most INTs by a freshman was head coach Russ Huesman's four in 1978...one tackle-for-loss...season-high 8.5 tackles and an INT at Oklahoma...INTs against Cumberland and Elon...Athletic Director's Honor Roll in the spring... All-SoCon in the 4x100 meter relay with football teammates Chris Marshall, Brian Sutherland and Buster Skrine.

**2007 • REDSHIRT SEASON:** Worked with the secondary...member of the scout team...made Athletics Director's Honor Roll Fall semester.

**HIGH SCHOOL:** Associated Press first team All-State defensive back in Georgia's Class 5A...named Cobb County Defensive Back of the Year...also played receiver...helped Spartans to a 9-3 record and the second round of the playoffs...coached by Kyle Hockman...also competed in track and field...teammate of current Moc Brian Sutherland.

**PERSONAL:** Born Feb. 11, 1989, in Riverdale, Ga...son of Yvonne Lewis and Lesley Harris...majoring in Business and Entrepreneurship.

### LEWIS-HARRIS'S CAREER STATISTICS

Year	G/GS	UT	AT	Total	Sacks	TFL	FF	FR	QBH	PBU	Int-Yds
2008	12/6	28	8	36	0.0	1.0	0	0	0	6	3-0
2009	11/11	22	11	33	0.0	0.5	0	0	0	7	0-0
2010	7/7	27	10	37	0.0	1.0	1	2	0	4	1-5
<b>Tot</b>	<b>30/22</b>	<b>77</b>	<b>29</b>	<b>106</b>	<b>0.0</b>	<b>2.5</b>	<b>1</b>	<b>2</b>	<b>0</b>	<b>17</b>	<b>4-5</b>

### LEWIS-HARRIS'S CAREER HIGHS

Tackles ..... 10 at Oklahoma (8/30/08) PBUs ..... 2 (3x) Last vs. The Citadel (11/14/09)

### LEWIS-HARRIS'S 2010 GAME-BY-GAME

Game	UT	AT	Total	Sacks	TFL	FF	FR	QBH	PBU	Int-Yds
Appalachian St.	7	2	9	0.0	1.0	1	1	0	0	0-0
Jacksonville St.	3	1	4	0.0	0.0	0	0	0	1	0-0
E. Kentucky	5	2	7	0.0	0.0	0	0	0	1	0-0
W. Carolina	3	2	5	0.0	0.0	0	0	0	0	1-5
The Citadel	4	2	6	0.0	0.0	0	0	0	1	0-0
Ga. Southern	2	1	3	0.0	0.0	0	1	0	1	0-0
Furman	3	0	3	0.0	0.0	0	0	0	0	0-0

### LEWIS-HARRIS'S 2009 GAME-BY-GAME

Game	UT	AT	Total	Sacks	TFL	FF	FR	QBH	PBU	Int-Yds
Glenville St.	1	1	2	0.0	0.0	0	0	0	1	0-0
Furman	0	0	0	0.0	0.0	0	0	0	0	0-0
at Presbyterian	4	1	5	0.0	0.0	0	0	0	1	0-0
Wofford	2	1	3	0.0	0.5	0	0	0	0	0-0
at Samford	4	3	7	0.0	0.0	0	0	1	1	0-0
at Ga. Southern	1	0	1	0.0	0.0	0	0	0	2	0-0
at Elon	0	2	2	0.0	0.0	0	0	0	0	0-0
W. Carolina	1	1	2	0.0	0.0	0	0	0	0	0-0
at ASU	1	1	2	0.0	0.0	0	0	0	0	0-0
The Citadel	5	0	5	0.0	0.0	0	0	0	2	0-0
at Alabama	3	1	4	0.0	0.0	0	0	0	0	0-0

### LEWIS-HARRIS'S 2008 GAME-BY-GAME

Game	UT	AT	Total	Sacks	TFL	FF	FR	QBH	PBU	Int-Yds
at Oklahoma	7	3	10	0.0	1.0	0	0	0	1	1-0
Cumberland	2	1	3	0.0	0.0	0	0	0	0	1-0
at Florida State	1	0	1	0.0	0.0	0	0	0	2	0-0
Jacksonville St.	5	1	6	0.0	0.0	0	0	0	0	0-0
at Furman	1	0	1	0.0	0.0	0	0	0	1	0-0
Ga. Southern	3	0	3	0.0	0.0	0	0	0	1	0-0
at Wofford	1	1	2	0.0	0.0	0	0	0	0	0-0
Elon	2	0	2	0.0	0.0	0	0	0	0	1-0
at WCU	2	1	3	0.0	0.0	0	1	0	0	0-0
Appalachian St.	0	0	0	0.0	0.0	0	0	0	0	0-0
at The Citadel	3	1	4	0.0	0.0	0	0	0	1	1-0
Samford	1	0	1	0.0	0.0	0	0	0	0	0-0



# Chaz Moore

**Defensive Back • Fr-HS • 5-10 • 160**  
**Memphis, Tenn. • Whitehaven HS**

# 27

**CHATTANOOGA:** Started as a 17-year old true freshman at No. 5 Jacksonville State in place of the injured Buster Skrine ... forced a fumble that led to a defensive TD against the Gamecocks ... added five solo tackles in the game ... also started against EKU but is now a backup since Skrine's

recovery.

**HIGH SCHOOL:** Two-star defensive back by Rivals.com and Scout.com from Whitehaven High School in Memphis, Tenn ... led the Tigers to a 21-6 record the last two seasons...posted an 11-3 mark as a senior...played for head coach Rodney Saulsbury...invited to the U.S. Army National Combine following his junior season where he was the Defensive MVP...recorded nine interceptions as a senior...selected to the Autozone All-Star game...also returned kicks at Whitehaven.

**PERSONAL:** Born Sept. 15, 1992 ... son of Tara Rowley ... undecided on a major.

### MOORE'S CAREER STATISTICS

Year	G/GS	UT	AT	Total	Sacks	TFL	FF	FR	QBH	PBU	Int-Yds
2010	7/2	9	2	11	0.0	1.0	1	0	0	0	0-0

### MOORE'S CAREER HIGHS

Tackles ..... 5 at Jacksonville State (9/11/10)

### MOORE'S 2010 GAME-BY-GAME

Game	UT	AT	Total	Sacks	TFL	FF	FR	QBH	PBU	Int-Yds
Appalachian St.	1	0	1	0.0	0.0	0	0	0	0	0-0
Jacksonville St.	5	0	5	0.0	1.0	1	0	0	0	0-0
E. Kentucky	1	0	1	0.0	0.0	0	0	0	0	0-0
W. Carolina	2	2	4	0.0	0.0	0	0	0	0	0-0
The Citadel	0	0	0	0.0	0.0	0	0	0	0	0-0
Ga. Southern	0	0	0	0.0	0.0	0	0	0	0	0-0
Furman	0	0	0	0.0	0.0	0	0	0	0	0-0



# Jaron Norfleet

**Defensive Line • Sr-3L • 6-3 • 250**  
**Nashville, Tenn • Brentwood**

# 16

**CHATTANOOGA:** No. 2 on the depth chart on the right side of the defensive end ... 345-pound power clean led the team ... likely to be the first defensive end off the bench ... picked up a fumble and returned it 26 yards for his first career score at JSU ... season-high three tackles at WCU ... will play in his 40th career game against Elon.

**2009 • JUNIOR SEASON:** Two-year letterwinner...345 on the power clean is tops on the team... career-high nine tackles against Glenville St...two stops at Presbyterian...recovered a fumble at Elon...had a big 16-yard sack at Appalachian State.

**2008 • SOPHOMORE SEASON:** Started 11 of 12 games on the defensive line...recorded 25 tackles...14 unassisted and 11 assisted...logged a sack at Oklahoma...recorded an interception against Cumberland...recovered a fumble at Furman and forced one against The Citadel...had two sacks and five tackles-for-loss on the year.

**2007 • FRESHMAN SEASON:** One of five true freshmen to see field time...played in nine games at an outside linebacker position...credited with eight tackles including six solo stops...also had two tackles for loss and a forced fumble...made one solo tackle in debut against Carson-Newman...set season-high with three tackles in win at Georgia Southern...made Dean's List Fall semester.

**HIGH SCHOOL:** Rated a two-star recruit by Rivals.com...two-time all-state honoree...played tight end, defensive end, inside linebacker and H-back senior season...registered 90 total tackles with 48 solo stops...credited with eight sacks for 56 yards...also forced two fumbles and recovered two... caught seven balls for 133 yards including a 62-yarder...earned all-mid-state, All-Region 6 Class 5A and all-county accolades...region Defensive Lineman of the Year...led Bruins to 7-3 record and first round of the state playoffs...voted Class 5A Most Valuable Defensive Lineman sophomore year...finished career with 284 tackles and 28 sacks...coached at Brentwood by Ron Crawford...also competed in wrestling...wrestled at 189 pounds and 215 pounds...Mid-State Grand Champion as a freshman...Bruins placed third in state freshman and sophomore seasons.

**PERSONAL:** Full name is Jaron Taylor Norfleet...born May 20, 1988, in Westmoreland, Tenn...son of Ashley and Doug Norfleet...majoring in Economics.

### NORFLEET'S CAREER STATISTICS

Year	G/GS	UT	AT	Total	Sacks	TFL	FF	FR	QBH	PBU	Int-Yds
2007	9/0	6	2	8	0.0	2.0	1	0	0	0	0-0
2008	12/11	14	11	25	2.0	5.0	1	1	0	0	1-13
2009	11/2	10	10	20	1.0	2.5	0	1	0	0	0-0
2010	7/0	2	4	6	0.0	0.0	0	1	0	0	0-0
<b>Tot</b>	<b>39/13</b>	<b>32</b>	<b>27</b>	<b>59</b>	<b>3.0</b>	<b>9.5</b>	<b>2</b>	<b>3</b>	<b>0</b>	<b>0</b>	<b>1-13</b>

### NORFLEET'S CAREER HIGHS

Tackles ..... 9 vs. Glenville St. (9/23/09) Sacks.... 1.0 (2x) Last at Appalachian State (11/7/08)

### NORFLEET'S 2010 GAME-BY-GAME

Game	UT	AT	Total	Sacks	TFL	FF	FR	QBH	PBU	Int-Yds
Appalachian St.	0	0	0	0.0	0.0	0	0	0	0	0-0
Jacksonville St.	0	1	1	0.0	0.0	0	1	0	0	0-0
E. Kentucky	0	0	0	0.0	0.0	0	0	0	0	0-0
W. Carolina	0	3	3	0.0	0.0	0	0	0	0	0-0
The Citadel	2	0	2	0.0	0.0	0	0	0	0	0-0
Ga. Southern	0	0	0	0.0	0.0	0	0	0	0	0-0
Furman	0	0	0	0.0	0.0	0	0	0	0	0-0



# Chris Pitchford

# 8

**Receiver • Sr. • 3L • 6-0 • 190**  
**Knoxville, Tenn. • Fulton HS**

**CHATTANOOGA:** No. 1 on the depth chart at the slot position...did not take part in spring practice after having shoulder surgery in the off season...only returning receiver with a touchdown catch coming into the season...has 82 catches for 997 yards and eight TDs in his career...three catches for 85 yards and a TD against Appalachian State...four catches for 39 yards at WCU ... four catches for 27 yards and a TD at Furman.

**2009 • JUNIOR SEASON:** 44 catches for 528 yards and five TDs...had two 100-yard receiving games on the season...eight catches for 55 yards and a touchdown against Wofford...five catches for a career-high 135 yards at Samford...most yards by a Moc in a SoCon game since Alonzo Nix had a school record 247 against Appalachian State in 2004...three grabs for 53 yards, including a 32-yard TD reception at Georgia Southern...41-yard TD reception against Western Carolina...career-high nine catches for 106 yards at Appalachian State ... six catches for 50 yards and one TD against The Citadel.

**2008 • SOPHOMORE SEASON:** Started nine of 12 games...second on the team with 23 receptions...third on the squad with 245 receiving yards...caught two TD passes...caught a season-high four balls against Georgia Southern and Western Carolina...TD receptions came at Wofford and at The Citadel.

**2007 • FRESHMAN SEASON:** Saw action in nine games as a reserve receiver ...caught six balls for 85 yards...ranked second on the squad in average per catch at 14.2 yards...four of his six catches went for 14 yards or more...first career reception was a 21-yard catch against Furman...caught two balls at Elon for 26 yards...hailed in a 21-yard pass versus Western Kentucky...made two receptions for 17 yards against Wofford...also returned four kickoffs for 87 yards at Elon.

**2006 • REDSHIRT SEASON:** Practiced with the receiving corps...member of the scout team.

**HIGH SCHOOL:** Played receiver and defensive back...as a senior, caught 22 passes for 490 yards...scored eight touchdowns...averaged 22 yards per reception and a touchdown every 2.75 catches...made 37 tackles on the defensive side of the ball...recorded five interceptions and had three pass deflections...voted team's best receiver and best defensive back...named All-Knoxville Football League and second team All-PrepXtra defensive back...selected a PrepXtra Defensive Player of the Week and an Editor's Pick Player of the Week...received the Captain's Award and the Scholar-Athlete Award...made six catches for 110 yards and a touchdown as a junior...notched 15 tackles and picked off two passes in 2004...recipient of Rookie of the Year Award and Scholar-Athlete Award as a sophomore...was a Falcon Award nominee...attended Boy's State.

**PERSONAL:** Born Aug. 30, 1987, in Knoxville, Tenn...son of Nola and Terence Pitchford...a Marketing major.

### PITCHFORD'S CAREER STATISTICS

Year	G/GS	Rec	Yds	Avg/Rec.	TD	LG	Kick/Punt Rets	Yds	TD	LG
2007	9/0	6	85	14.2	0	21	4/0	87/0	0/0	26/0
2008	12/9	23	245	10.7	2	40	1/1	16/3	0/0	16/3
2009	11/10	44	528	12.0	5	54	0/0	0/0	0/0	0/0
2010	7/6	13	166	12.8	2	53	0/0	0/0	0/0	0/0
<b>Totals</b>	<b>39/25</b>	<b>86</b>	<b>1,024</b>	<b>11.9</b>	<b>9</b>	<b>54</b>	<b>5/1</b>	<b>103/3</b>	<b>0/0</b>	<b>26/3</b>

### PITCHFORD'S CAREER HIGHS

Rec.....	9 at Appalachian State (11/7/09)	Rec. TDs.....	1 (9x) Last at Furman (10/23/10)
Rec. Yds.....	135 at Samford (10/10/09)	Longest Catch.....	54 at Samford (10/10/09)
100-Yd Games.....	2 - Last at ASU (11/7/09)		

### PITCHFORD'S 2010 GAME-BY-GAME

Game	Rec	Yds	TD	LG
Appalachian State	3	85	1	53
Jacksonville State	0	0	0	0
Eastern Kentucky	2	15	0	14
Western Carolina	4	39	0	13
The Citadel	0	0	0	0
Ga. Southern	0	0	0	0

### PITCHFORD'S 2009 GAME-BY-GAME

Game	Rec	Yds	TD	LG
Glenville State	1	10	0	10
Furman	1	19	0	19
at Presbyterian	4	23	1	13
Wofford	8	55	1	23
at Samford	5	135	0	54
at Georgia Southern	3	53	1	32
at Elon	4	20	0	9
W. Carolina	1	41	1	41
at ASU	9	106	0	31
The Citadel	5	50	1	23
at Alabama	2	16	0	10

### PITCHFORD'S 2008 GAME-BY-GAME

Game	Rec	Yds	TD	LG
at Oklahoma	0	0	0	0
Cumberland	2	34	0	26
at Florida State	3	12	0	5
Jacksonville State	3	30	0	14
at Furman	1	24	0	24
Ga. Southern	4	30	0	12
at Wofford	2	14	0	11
Elon	0	0	0	0
at WCU	4	34	0	11
Appalachian State	2	18	0	9
at The Citadel	1	40	0	40
Samford	1	9	0	9



# Buster Skrine

**Defensive Back • Sr.-3L • 5-10 • 185**  
**Woodstock, Ga. • Etowah HS**

# 21

**CHATTANOOGA:** Last name is pronounced "screen"...speedy defensive back who is one of the top defenders on the team...No. 1 on the depth chart on the right corner...preseason **1st Team All-SoCon** selection...360-pound bench is the best among the DBs...also has a 35-inch vertical leap...4.22 40-yard time is a school record...has four career INTs...elected one of three captains by his teammates...dislocated his elbow on a KOR against Appalachian State and DNP at Jacksonville State ... made a one-handed INT, the fifth of his career, against Eastern Kentucky.

**2009 • JUNIOR SEASON:** **First Team All-Southern Conference** selected by the league's coaches...made the media's All-SoCon Second Team...had two INTs on the year...took a lateral 80 yards for a touchback against Glenville State...also had two tackles, an INT and a PBU against Glenville State...six tackles at Presbyterian...six tackles at Georgia Southern...season-high seven tackles at Elon...4 PBUs against Western Carolina, including two in a row late in the fourth quarter...career-high 10 tackles at Appalachian State...fifth in the SoCon with 10 passes defended...Mocs' only representative on the preseason All-SoCon team.

**2008 • SOPHOMORE SEASON:** Started eight of 10 games in the secondary...recorded 48 tackles...36 solo and 12 assisted...had one tackle-for-loss and four pass breakups...blocked a kick against The Citadel...recovered a fumble at Furman...took over the kick return duties for the last two games of the season...had a 56-yard return at The Citadel...season-high eight tackles at Furman and at The Citadel...All-SoCon in the 4x100 meter relay with football teammates Chris Lewis-Harris, Chris Marshall and Brian Sutherland.

**2007 • FRESHMAN SEASON:** One of five true freshmen to see playing time...started last three games at cornerback and played in all 11...registered 23 tackles, 18 of which were solo stops...made three negative yardage hits and picked off two passes...set season high with six tackles against both Elon and Western Kentucky...both interceptions came against WKU with one being returned 45 yards for a touchdown...played several snaps on offense...had two rushes for 12 yards, including an 11-yard run versus Western Carolina...returned three kickoffs for 61 yards.

**HIGH SCHOOL:** Two-way player at Etowah High School...voted team's Most Valuable Player...led Cherokee County in rushing yards with 1,071 on 167 rushes and 15 TDs...caught 17 balls for 363 yards and a score...tallied 89 tackles from the secondary with 66 solo stops...had one interception and a fumble recovery...named Cherokee County Player of the Year...honorable mention all-state in Class 5A...*Atlanta Journal Constitution* Super 11 All-Star...Cherokee County Super 6 listing...all-county and all-region...five-time County Player of the Week...helped Eagles to an 8-4 record and the second-round of the state playoffs...Etowah won first Region 5A title in school history...named All-County defensive back as a junior...selected school's defensive back of the year with 61 tackles and two interceptions...coached at Etowah by Bill Stewart...competed in track and field...won county championship in triple jump and finished second in long jump...earned All-County honors in track and field.

**PERSONAL:** Full name is Daryl Skrine...born April 26, 1989, in Woodstock, Ga...son of Bernice and Darry Skrine...Majoring in Business Management.

### SKRINE'S CAREER STATISTICS

Year	G/GS	UT	AT	Total	Sacks	TFL	FF	FR	QBH	PBU	Int-Yds
2007	11/2	18	5	23	0.0	3.0	0	0	0	1	2-45
2008	10/8	36	12	48	0.0	1.0	0	1	0	4	0-0
2009	11/11	30	15	45	0.0	1.0	0	0	1	8	2-18
2010	6/4	17	4	21	0.0	1.0	0	1	0	3	1-0
<b>Tot</b>	<b>38/25</b>	<b>101</b>	<b>36</b>	<b>147</b>	<b>0.0</b>	<b>5.0</b>	<b>0</b>	<b>2</b>	<b>1</b>	<b>16</b>	<b>5-63</b>

### SKRINE'S CAREER HIGHS

Tackles ..... 10 at Appalachian State (11/7/09) PBUs ..... 4 vs. Western Carolina (10/31/09)  
 KOR ..... 56 at The Citadel (11/15/08)

### SKRINE'S 2010 GAME-BY-GAME

Game	UT	AT	Total	Sacks	TFL	FF	FR	QBH	PBU	Int-Yds
Appalachian St.	4	0	4	0.0	1.0	0	0	0	1	0-0
Jacksonville St.		DNP								
E. Kentucky	2	1	3	0.0	0.0	0	0	0	0	1-0
W. Carolina	4	2	6	0.0	0.0	0	0	0	0	0-0
The Citadel	1	1	2	0.0	0.0	0	0	0	0	0-0
Ga. Southern	5	0	5	0.0	0.0	0	0	0	0	0-0
Furman	1	0	1	0.0	0.0	0	1	0	1	0-0

### SKRINE'S 2009 GAME-BY-GAME

Game	UT	AT	Total	Sacks	TFL	FF	FR	QBH	PBU	Int-Yds
Glenville St.	1	1	2	0.0	0.0	0	0	0	2	1-18
Furman	2	0	2	0.0	0.0	0	0	0	0	0-0
at Presbyterian	2	4	6	0.0	0.0	0	0	0	1	0-0
Wofford	3	0	3	0.0	0.0	0	0	0	0	1-0
at Samford	2	0	2	0.0	0.0	0	0	1	0	0-0
at Ga. Southern	4	2	6	0.0	0.0	0	0	0	0	0-0
at Elon	4	3	7	0.0	0.0	0	0	0	0	0-0
W. Carolina	2	1	3	0.0	0.0	0	0	0	4	0-0
at ASU	6	4	10	0.0	1.0	0	0	0	0	0-0
The Citadel	2	0	2	0.0	0.0	0	0	0	0	0-0
at Alabama	2	0	2	0.0	0.0	0	0	0	1	0-0

### SKRINE'S 2008 GAME-BY-GAME

Game	UT	AT	Total	Sacks	TFL	FF	FR	QBH	PBU	Int-Yds
at Oklahoma		DNP								
Cumberland		DNP								
at Florida State	2	0	2	0.0	0.0	0	0	0	0	0-0
Jacksonville St.	4	0	4	0.0	0.0	0	0	0	0	0-0
at Furman	1	2	3	0.0	0.0	0	1	0	0	0-0
Ga. Southern	5	0	5	0.0	0.0	0	0	0	0	0-0
at Wofford	1	1	2	0.0	0.0	0	0	0	0	0-0
Elon	3	2	5	0.0	0.0	0	0	0	1	0-0
at WCU	4	2	6	0.0	0.0	0	0	0	0	0-0
Appalachian St.	5	1	6	0.0	0.0	0	0	0	3	0-0
at The Citadel	4	4	8	0.0	0.0	0	0	0	0	0-0
Samford	2	0	2	0.0	1.0	0	0	0	0	0-0

### SKRINE'S 2007 GAME-BY-GAME

Game	UT	AT	Total	Sacks	TFL	FF	FR	QBH	PBU	Int-Yds
Carson-Newman	0	0	0	0.0	0.0	0	0	0	0	0-0
at Jacksonville St.	0	0	0	0.0	0.0	0	0	0	0	0-0
at Ga. Southern	0	1	1	0.0	0.0	0	0	0	0	0-0
The Citadel	1	0	1	0.0	0.0	0	0	0	0	0-0
at Arkansas	1	0	1	0.0	0.0	0	1	0	0	0-0
WCU	2	0	2	0.0	0.0	0	0	0	0	0-0
Furman	0	0	0	0.0	0.0	0	0	0	0	0-0
at Elon	5	1	6	0.0	1.0	0	0	0	0	0-0
W. Kentucky	4	2	6	0.0	2.0	0	0	0	0	2-45
Wofford	2	0	2	0.0	0.0	0	0	0	0	0-0
at ASU	3	1	4	0.0	0.0	0	0	0	1	0-0



# Brian Sutherland

# 1

**Wide Receiver • So.-1L • 5-10 • 175**  
**Smyrna, Ga. • Miami University**

**CHATTANOOGA:** No. 1 on the depth chart at the slot receiver position...38.5 vertical jump is the highest on the team...239 all purpose yards against Appalachian State (95 rush, 85 rec, 59 ret) ... career-high seven catches for 49 yards at Furman ... second in the SoCon with 140.4 all purpose yards per game ... has 27 catches for 363 yards ... 148 rushing yards on 14 carries ... averaging 20.5 yards as the primary kickoff returner.

**2009 • FRESHMAN SEASON:** Saw action in the first two games...had two punt returns and three kick-off returns...left the team after two games due to personal reasons but returned in the spring.

**2008 • REDSHIRT SEASON:** Transferred to UTC from Miami University in Ohio prior to the start of the 2009 spring semester...spent the 2008 fall semester on the Redhawk's roster but redshirted... All-SoCon in the 4x100 meter relay with football teammates Chris Lewis-Harris, Chris Marshall and Buster Skrine...Dean's List in the Spring.

**HIGH SCHOOL:** 2008 graduate from Campbell High School where he was the Georgia 5A's top returner, averaging 20.3 yards per punt return and 31.7 yards per kickoff return while scoring a touchdown in both roles...earned first team all-state as a returner...compiled 1,050 all-purpose yards for head coach Kyle Hockman...played in Georgia's North-South All-Star game, returning one kickoff for a 96-yard touchdown...high school teammate of current Moc Chris Lewis-Harris...also earned three letters as a sprinter for Campbell's track & field team...named the school's Scholar-Athlete of the Year...member of the National Honor Society and the Beta Club.

**PERSONAL:** Born Dec. 3, 1989...son of Alvin and Shelia Sutherland...has a younger brother, Corey, and a younger sister, Dasani...plans to major in Chemistry.

### SUTHERLAND'S CAREER STATISTICS

Year	G/GS	Rush	Yds	Avg/R	TD	LG	Avg/Gm	Catch	Yds	Avg/C	TD	LG	Avg/Gm
2009	2/0	0	0	0.0	0	0	0.0	0	0	0.0	0	0	0.0
2010	7/3	14	148	10.6	0	62	21.1	27	363	13.4	0	46	51.8
<b>Totals</b>	<b>9/3</b>	<b>14</b>	<b>148</b>	<b>10.6</b>	<b>0</b>	<b>62</b>	<b>16.4</b>	<b>27</b>	<b>363</b>	<b>13.4</b>	<b>0</b>	<b>46</b>	<b>40.3</b>

### SUTHERLAND'S CAREER HIGHS

Rush Yds.....95 vs. Appalachian State (9/4/10)      Rec. Yds.....85 vs. Appalachian State (9/4/10)  
 Rushes .....4 vs. Appalachian State (9/4/10)      Receptions .....7 at Furman (10/23/10)  
 Long Rush .....62 vs. Appalachian State (9/4/10)      Long Rec ....46 (2x) Last at Western Carolina (9/25/10)  
 Long KOR.....42 at Furman (10/23/10)

### SUTHERLAND'S 2010 GAME-BY-GAME

Game	Rush	Yds	TD	LG	Rec	Yds	TD	LG	KOR	Yds	TD	LG
Appalachian St.	4	95	0	62	5	85	0	46	3	59	0	24
Jacksonville St.	2	17	0	14	3	49	0	22	3	73	0	32
E. Kentucky	3	10	0	9	5	32	0	11	2	35	0	21
W. Carolina	1	-8	0	0	2	69	0	46	4	68	0	37
The Citadel	1	34	0	34	0	0	0	0	3	35	0	19
Ga. Southern	3	0	0	4	5	80	1	43	4	103	0	32
Furman	0	0	0	0	7	49	0	12	4	99	0	42



# Jordan Tippit

# 22

**Defensive Back • Jr.-2L • 6-0 • 205**  
**Huntsville, Ala. • Buckhorn HS**

**CHATTANOOGA:** No.1 on the depth chart at safety ... 1,190-pound three-lift total set a new school record for WR/DBs ... was not on the preseason All-SoCon team, despite being a 1st team selection at the end of last year ... second on the team with eight tackles vs. Appalachian State ... DNP vs. WCU and ECU after suffering a high-ankle sprain at Jacksonville State (Sept. 11) ... had an INT against the Gamecocks but did not play in the second half ... made six tackles in his return at The Citadel ... sealed the Georgia Southern win with a late INT.

**2009 • SOPHOMORE SEASON:** Named **First Team All-Southern Conference** by the league's media...second in the SoCon with five INTs...tied for 19th in the nation in that same category...five INTs also tied for fifth most in a season at UTC...recovered two fumbles, giving him six of the Mocs' 19 takeaways on the year...seven tackles and a sack against GSC...four stops at Presbyterian... six tackles at Samford...tied a career-high with 12 tackles at Georgia Southern...also recovered a fumble against the Eagles...seven tackles and an INT at Appalachian State...made the Athletics Director's Honor Roll for the fall semester.

**2008 • FRESHMAN SEASON:** Saw action in 10 games off the bench as a true freshman...recorded 27 tackles...23 solo hits...logged three tackles-for-loss, two against Appalachian State...forced a fumble at Furman...made 12 tackles, 10 solo, in the season finale against Samford.

**HIGH SCHOOL:** Defensive back with 10 career interceptions at Buckhorn High School...credited with 38 tackles in 2007...also made four interceptions and three tackles for loss...registered 44 hits, six pickoffs and four tackles for negative yardage during junior season...selected by teammates as captain his senior year...averaged 37.25 yards per kick return, returning two for touchdowns... returned a kickoff 89 yards with 21 seconds left to lift Buckhorn over Bob Jones...scored Bucks' only touchdown in first-round playoff loss to Spain Park...named to the 2007 *Huntsville Times* Class 5A/6A All-Metro Team...as a junior, named 5A/6A All-Metro and 6A All-Region 8 Team...named team's Most Outstanding Junior...earned Big Play and Hardest Hit awards...coached at Buckhorn by Michael Jackson...also participated in basketball and track.

**PERSONAL:** Born Dec. 20, 1989...son of Eric Tippit and Jenetta Johnson...father played football at Kentucky State...mother played basketball at UAB...majoring in Sport Administration.

### TIPPIT'S CAREER STATISTICS

Year	G/GS	UT	AT	Total	Sacks	TFL	FF	FR	QBH	PBU	Int-Yds
2008	10/0	23	4	27	0.0	3.0	1	0	0	0	0-0
2009	11/11	35	25	60	2.0	3.5	0	2	0	2	5-59
2010	5/4	14	3	17	0.0	0.0	1	0	0	1	2-21
<b>Tot</b>	<b>26/15</b>	<b>72</b>	<b>32</b>	<b>104</b>	<b>2.0</b>	<b>6.5</b>	<b>2</b>	<b>2</b>	<b>0</b>	<b>3</b>	<b>7-80</b>

### TIPPIT'S CAREER HIGHS

Tackles .....12 (2x) Last at Ga. Southern (10/17/09)      TFLs.....2 vs. Appalachian St. (11/8/08)  
 Sacks .....1.0 (2x) Last at Elon (10/24/09)      INTs .....1 (7x) Last vs. Ga. Southern (10/16/10)

### TIPPIT'S 2010 GAME-BY-GAME

Game	UT	AT	Total	Sacks	TFL	FF	FR	QBH	PBU	Int-Yds
Appalachian St.	7	1	8	0.0	0.0	1	0	0	0	0-0
Jacksonville St.	0	0	0	0.0	0.0	0	0	0	0	1-21
E. Kentucky			DNP							
W. Carolina			DNP							
The Citadel	5	1	6	0.0	0.0	0	0	0	0	0-0
Ga. Southern	4	2	6	0.0	0.0	0	0	0	0	1-3
Furman	2	1	3	0.0	0.0	0	0	0	1	0-0

### TIPPIT'S 2009 GAME-BY-GAME

Game	UT	AT	Total	Sacks	TFL	FF	FR	QBH	PBU	Int-Yds
Glennville St.	5	2	7	1.0	1.0	0	0	0	0	0-0
Furman	2	0	2	0.0	0.0	0	0	0	0	1-21
at Presbyterian	2	2	4	0.0	0.0	0	0	0	0	0-0
Wofford	1	2	3	0.0	0.5	0	0	0	1	1-20
at Samford	4	2	6	0.0	1.0	0	0	0	1	1-15
at Ga. Southern	7	5	12	0.0	0.0	0	1	0	0	0-0
at Elon	2	1	3	1.0	1.0	0	0	0	0	0-0
W. Carolina	4	0	4	0.0	0.0	0	1	0	0	1-0
at ASU	3	4	7	0.0	0.0	0	0	0	0	1-3
The Citadel	2	1	3	0.0	0.0	0	0	0	0	0-0
at Alabama	3	6	9	0.0	0.0	0	0	0	0	0-0



# Joshua Williams

# 95

**Defensive Line • So.-1L • 6-2 • 230**  
**Griffin, Ga. • Stephenson HS**

**CHATTANOOGA:** No. 1 on the depth chart on the left end of the defensive line...has 11.5 career sacks and needs 3.5 more to break the school record ... took part in the H.O.P.E. mentoring program in the fall to help new UTC freshmen with their adjustments to college life...**preseason 2nd Team**

**All-SoCon** selection...three tackles against Appalachian State .... career-high three sacks against ECU ... six solo stops vs. Georgia Southern is a career-high.

**2009 • FRESHMAN SEASON:** True freshman who started last nine games...earned **Second Team All-Southern Conference** by the league's media...named to the **SoCon All-Freshman Team** by the league coaches...second on the team with a UTC freshman record seven sacks...third in the SoCon and tied for 31st in the FCS in sacks...seven sacks is tied for No. 3 on UTC's single-season list...posted a season-high seven tackles against The Citadel...named to the Dean's List for the fall semester.

**HIGH SCHOOL:** All-state defensive lineman from for Stephenson High School in Stone Mountain, Ga. ... named to the Georgia High School Class AAAAA First Team All-State as a defensive lineman following his senior year. ... four-year letterwinner and three-year starter for the Jaguars. ... three-time all-region and all-county selection. ... Stephenson had a 40-6 record in his four seasons, including a 9-1 mark as a senior. ... recorded 63 tackles and 13 sacks last season...team's defensive line MVP. ... three-time 'Hi-Five Player Spotlight'. ... also lettered in track & field in his sophomore and junior seasons. ... honor roll student throughout his high school career. ... also earned honors as the top biology student at Stephenson High School.

**PERSONAL:** Full name is Joshua Christopher Williams. ... born June 11, 1991. ... son of Sonia and Timothy Williams. ... majoring in Exercise Science.

### WILLIAMS'S CAREER STATISTICS

Year	G/GS	UT	AT	Total	Sacks	TFL	FF	FR	QBH	PBU	Int-Yds
2009	11/9	23	8	31	7.0	9.5	1	1	1	1	0-0
2010	7/7	16	5	21	4.5	6.0	0	2	1	0	0-0
<b>Tot</b>	<b>18/16</b>	<b>39</b>	<b>13</b>	<b>52</b>	<b>11.5</b>	<b>15.5</b>	<b>1</b>	<b>3</b>	<b>2</b>	<b>1</b>	<b>0-0</b>

### WILLIAMS'S CAREER HIGHS


Tackles ..... 7 vs. The Citadel (11/14/09) Sacks ..... 3.0 vs. Eastern Kentucky (9/18/10)  
TFLs ..... 3.0 (2x) Last vs. Eastern Kentucky (9/18/10)

### WILLIAMS'S 2010 GAME-BY-GAME

Game	UT	AT	Total	Sacks	TFL	FF	FR	QBH	PBU	Int-Yds
Appalachian St.	3	0	3	0.0	0.0	0	0	0	0	0-0
Jacksonville St.	1	0	1	0.0	1.0	0	0	0	0	0-0
E. Kentucky	3	0	3	3.0	3.0	0	0	0	0	0-0
W. Carolina	1	1	2	0.0	0.5	0	0	0	0	0-0
The Citadel	2	0	2	1.0	1.0	0	1	0	0	0-0
Ga. Southern	6	0	6	0.0	0.0	0	0	0	0	0-0
Furman	0	4	4	0.5	0.5	0	1	0	0	0-0

### WILLIAMS'S 2009 GAME-BY-GAME

Game	UT	AT	Total	Sacks	TFL	FF	FR	QBH	PBU	Int-Yds
Glenville St.	1	0	1	1.0	1.0	0	0	0	0	0-0
Furman	2	0	2	0.0	0.0	0	0	0	0	0-0
at Presbyterian	3	0	3	2.0	3.0	0	0	0	0	0-0
Wofford	0	0	0	0.0	0.0	0	0	0	1	0-0
at Samford	3	0	6	0.0	0.0	0	0	0	0	0-0
at Ga. Southern	1	2	3	1.0	1.0	1	1	0	0	0-0
at Elon	3	1	4	1.0	1.0	0	0	0	0	0-0
W. Carolina	3	1	4	1.0	1.0	0	0	1	0	0-0
at ASU	0	0	0	0.0	0.0	0	0	0	0	0-0
The Citadel	5	2	7	1.0	2.5	0	0	0	0	0-0
at Alabama	2	2	4	0.0	0.0	0	0	0	0	0-0



# Keon Williams

# 33

**Running Back • Fr.-HS • 6-0 • 215**  
**Chattanooga, Tenn. • Red Bank HS**

**CHATTANOOGA:** True freshman who has been impressive in practice ... 33 yards on 10 carries at Jacksonville State ... 45 yards on 14 carries, including his first career TD, against ECU ... 101 rushing yards and 2 TDs on 19 carries in his first career start at The Citadel ... earned **SoCon Freshman of the Week** honors after The Citadel game ... first Moc freshman with 100 yards since Erroll Wynn in 2006 ... led the team with 90 yards on 16 carries against Ga. Southern.

**HIGH SCHOOL:** All-state running back from Red Bank High School in Chattanooga, Tenn...team-mate of fellow signee Keith Mayes...played for head coach Tim Daniels...two-star rating from Rivals.com...led the Lions to a 12-1 record and the district title last season...Red Bank went undefeated in the regular season and advanced to the quarterfinals of the state championships...rushed for 1,505 yards and 32 TDs on 179 carries...member of the Tennessee Dream Team...also earned all-district and all-region honors...named to the Chattanooga Times Free Press Best of Preps team...named to the East-West All-Star team...also ran track in high school...member of Red Bank's student government.

**PERSONAL:** Full name is Keon Row Williams...born Aug. 7, 1991...son of Row and Juanita Williams...has an older brother, Marlan, and an older sister, Chasaty...Marlan played football at Livingston (N.C.) College...plans to major in Sports Medicine.

### WILLIAMS'S CAREER STATISTICS

Year	G/GS	Rush	Yds	Avg/R	TD	LG	Avg/Gm	Catch	Yds	Avg/C	TD	LG	Avg/Gm
2010	7/3	75	324	4.3	3	29	54.0	0	0	0.0	0	0	0.0

### WILLIAMS'S 2010 GAME-BY-GAME

Game	Rush	Yds	TD	LG	Rec	Yds	TD	LG	KOR	Yds	TD	LG
Appalachian St.												
Jacksonville St.	11	33	0	11	0	0	0	0	0	0	0	0
E. Kentucky	14	45	1	18	0	0	0	0	0	0	0	0
W. Carolina	13	41	0	8	0	0	0	0	0	0	0	0
The Citadel	19	101	2	29	0	0	0	0	0	0	0	0
Ga. Southern	15	90	0	21	0	0	0	0	0	0	0	0
Furman	3	14	0	12	0	0	0	0	0	0	0	0



# Kadeem Wise

**Defensive Back • Fr.-RS • 5-10 • 180**  
**Lawrenceville, Ga. • Berkmar HS**

# 5

**CHATTANOOGA:** Listed at the No. 1 position at left cornerback on the depth chart ... 6 INTs on the year breaks the UTC freshman record set by current head coach Russ Huesman in 1978 ... two picks at Western Carolina ... fist Moc with two picks in a game since 2007 ... **SoCon Freshman of the Week** following the game at WCU ... diving pick at Furman late in the game sealed the Mocs win ... **tied for No. 1 in the nation in interceptions.**

**2009 • REDSHIRT SEASON:** Sat out the year as a redshirt.

**HIGH SCHOOL:** Two-star product from Lawrenceville, Ga., according to Rivals.com and Scout.com...ranked No. 55 among cornerbacks according to ESPN.com...played for head coach John Thompson at Berkmar High School... team captain and all-county defensive back as a senior...recorded 51 tackles, 12 pass breakups and an interception...had 15 receptions for 310 yards...ran back three kickoffs for TDs...also handled the punt return duties...four-year letter winner in football and track & field...team-high grade-point-average as a senior and nominated by teachers for the Student Leadership committee in Washington, D.C...selected to the People to People student ambassador program...competed in the 2009 Elite Sports 10th Annual King Kamehameha Classic in Honolulu, Hawaii...participated in the 2009 Youth Friendship Games in Austria.

**PERSONAL:** Full name is Kenyan Kadeem Wise...born April 7, 1991...son of Marcus and Kathryn Wise...has an older brother, Marcus, younger brother, Jamaal, and an older sister, Shalayia... Marcus played football at Albany State and the University of West Georgia...majoring in Sports Administration.

**WISE'S CAREER STATISTICS**

Year	G/GS	UT	AT	Total	Sacks	TFL	FF	FR	QBH	PBU	Int-Yds
2010	7/7	10	6	16	0.0	0.0	0	0	0	3	6-2

**WISE'S 2010 GAME-BY-GAME**

Game	UT	AT	Total	Sacks	TFL	FF	FR	QBH	PBU	Int-Yds
Appalachian St.	0	0	0	0.0	0.0	0	0	0	0	0-0
Jacksonville St.	5	1	6	0.0	0.0	0	0	0	1	1-0
E. Kentucky	6	1	7	0.0	0.0	0	0	0	1	1-0
W. Carolina	1	2	3	0.0	0.0	0	0	0	1	2-2
The Citadel	1	2	3	0.0	0.0	0	0	0	0	1-0
Ga. Southern	1	0	1	0.0	0.0	0	0	0	0	0-0
Furman	1	1	2	0.0	0.0	0	0	0	0	1-0



# Erroll Wynn

**Running Back • Sr-3L • 5-11 • 215**  
**Jonesboro, Ga. • Mundy's Mill HS**

# 2

**CHATTANOOGA:** One of the top running backs on the team who is fighting his way back on the depth chart after sitting out last season ... currently No. 2 on the depth chart that changes week-to-week ... has four career 100-yard rushing games ... had started 24 straight games before redshirting last year ... 11 career TDs ... 546 career rushing attempts is currently ranked No. 4 all-time at Chattanooga and is the 12th highest total among all active FCS players ... needs 14 to pass Robert Smith (1967-70) for third place ... 66 shy of the school record ... 2,294 career rushing yards is 6th all-time at UTC ... needs 61 yards to pass Tyrone Coleman (1995-98) for the fifth spot ... could break into the top-5 in rushing yards at Chattanooga ... currently No. 3 in the SoCon with 81.2 rushing yards per game ... averaging 5.7 yards per carry.

**2009 • REDSHIRT SEASON:** Sat out the 2009 season as a redshirt.

**2008 • JUNIOR SEASON:** Started all 12 games...suffered a broken wrist at Oklahoma and played the rest of the season with the injury...led the team in rushing yards with 672 on 196 carries... averaged 3.2 yards per carry...scored three TDs...season-high 95 yards at Western Carolina...scored TDs against Cumberland, Furman and Samford...caught 12 passes for 62 yards...hampered by a wrist injury early in the season.

**2007 • SOPHOMORE SEASON:** Tailback starter in all 11 games...second-leading rusher with 776 yards on 195 carries...scored three touchdowns and averaged 4.0 yards per run...produced three 100-yard games...caught 10 passes for 69 yards...ran the ball a season-high 29 times at Jacksonville State for 89 yards...tied his career-best with 131 yards on 19 carries against Western Kentucky and added 35 receiving yards on three catches...collected 125 yards on the ground on 27 totes and scored two touchdowns in win at Georgia Southern...TD runs were for two and 19 yards...gained 115 yards on 20 carries at Appalachian State and caught two balls for 10 yards...scored on a one-yard run and piled up 68 yards on 20 rushes in win over Western Carolina...picked up 65 yards on 15 carries at Elon.

**2006 • FRESHMAN SEASON:** Saw action in nine games as a true freshman...one of four true freshmen to see game action...ran for 392 yards on 69 carries...averaged 43.6 rushing yards per game and a team-best 5.7 yards per carry...caught nine passes for 35 yards and averaged 14.7 yards per return on three kickoff returns...lone TD came on a 52-yard run in a win at Tennessee Tech in his first career touch...generated 52 yards on six carries with a 27-yard run versus Elon... set season highs with 131 yards and 23 carries against Jacksonville State...collected 68 yards on 19 rushes and hauled in three passes for 12 yards at Wofford.

**HIGH SCHOOL:** Gained 1,346 rushing yards on 287 carries for Mundy's Mill High School...scored 10 touchdowns including a long of 68 yards...listed as a Prep-Star All-America...ranked by the *Atlanta Journal Constitution* as the fifth-best running back in the State of Georgia...rated by Rivals.com as a top 100 player in Georgia...ranked as nation's 40th-best running back by Scout.com... compiled 4,026 rushing yards in three career seasons...also played outside linebacker...coached at Mundy's Mill by Kenneth Barrow.

**PERSONAL:** Full name is Erroll Gerrard Wynn...born Dec. 17, 1987...Psychology major.

### WYNN'S CAREER STATISTICS

Year	G/GS	Rush	Yds	Avg	TD	LG	Avg/Gm	Rec	Yds	Avg	TD	LG	Avg/Gm
2006	9/1	69	392	5.7	1	52	43.6	9	35	3.9	0	15	3.9
2007	11/11	195	776	4.0	3	57	70.5	10	69	6.9	0	21	6.3
2008	12/12	196	636	3.2	3	22	53.0	12	62	5.2	0	30	5.2
2010	6/2	86	490	5.7	4	37	81.7	2	16	8.0	0	13	2.7
<b>Tot</b>	<b>37/25</b>	<b>546</b>	<b>2,294</b>	<b>4.2</b>	<b>11</b>	<b>57</b>	<b>62.0</b>	<b>33</b>	<b>182</b>	<b>5.5</b>	<b>0</b>	<b>30</b>	<b>4.9</b>

### WYNN'S CAREER HIGHS

Rush Yds.....	131 (2x) Last vs. W. Kentucky (11/3/07)	Rec. Yds.....	35 vs. W. Kentucky (11/3/07)
Rushes .....	29 at Jacksonville St. (9/8/07)	Receptions .....	3 (4x) Last at Wofford (10/11/08)
Long Rush .....	57 vs. W. Kentucky (11/3/07)	Long Reception.....	30 at Florida St. (9/13/08)
Rushing TDs .....	2 at Georgia So. (9/22/07)		

### WYNN'S 2010 GAME-BY-GAME

Game	Rush	Yds	TD	LG	Rec	Yds	TD	LG
Appalachian State		DNP						
Jacksonville State	13	98	0	25	0	0	0	0
Eastern Kentucky	17	122	1	37	0	0	0	0
Western Carolina	16	80	1	23	1	13	0	13
The Citadel	5	50	0	26	0	0	0	0
Georgia Southern	15	75	1	16	1	3	0	3
Furman	19	65	1	8	0	0	0	0

### WYNN'S 2008 GAME-BY-GAME

Game	Rush	Yds	TD	LG	Rec	Yds	TD	LG
at Oklahoma	10	8	0	4	0	0	0	0
Cumberland	18	57	1	11	0	0	0	0
at Florida State	16	20	0	5	1	30	0	30
Jacksonville St.	9	48	0	22	1	-6	0	0
at Furman	19	52	1	13	2	12	0	12
Ga. Southern	16	54	0	13	3	7	0	6
at Wofford	22	90	0	18	3	13	0	7
Elon	22	82	0	14	0	0	0	0
at Western Carolina	22	95	0	13	2	6	0	7
Appalachian State	18	57	0	11	0	0	0	0
at The Citadel	17	41	0	12	0	0	0	0
Samford	7	32	1	9	0	0	0	0

### WYNN'S 2007 GAME-BY-GAME

Game	Rush	Yds	TD	LG	Rec	Yds	TD	LG
Carson-Newman	12	27	0	9	1	4	0	4
at Jacksonville State	29	89	0	12	1	5	0	5
at Georgia Southern	27	125	2	23	0	0	0	0
The Citadel	6	36	0	18	1	3	0	3
at Arkansas	19	32	0	6	0	0	0	0
Western Carolina	20	68	1	12	0	0	0	0
Furman	12	27	0	9	0	0	0	0
at Elon	15	65	0	20	2	12	0	7
Western Kentucky	19	131	0	57	3	35	0	21
Wofford	16	61	0	14	0	0	0	0
at Appalachian State	20	115	0	33	2	10	0	5

### WYNN'S 2006 GAME-BY-GAME

Game	Rush	Yds	TD	LG	Rec	Yds	TD	LG
Tennessee Tech	5	61	1	52	0	0	0	0
at Memphis		DNP						
at Western Kentucky		DNP						
Georgia Southern	0	0	0	0	0	0	0	0
at The Citadel	0	0	0	0	0	0	0	0
Appalachian State	8	46	0	24	2	18	0	15
at Western Carolina	8	34	0	21	2	-2	0	1
at Furman	0	0	0	0	0	0	0	0
Elon	6	52	0	27	0	0	0	0
Jacksonville State	23	131	0	22	2	7	0	6
at Wofford	19	68	0	14	3	12	0	8

# THE LAST TIME...INDIVIDUAL

## 50+ YARD TOUCHDOWN RUN

**Chattanooga** ..... 59, Eldra Buckely vs. Georgia Southern (2006)  
**Opponent**..... 75, Ben Widmyer, Wofford (2008)

## 70-YARD TOUCHDOWN RUN

**Chattanooga** ..... 79, Bryan Fitzgerald vs. Western Carolina (2007)  
**Opponent**..... 76, Armanti Edwards, Appalachian State (2008)

## 70-YARD TOUCHDOWN RECEPTION

**Chattanooga** ..... 80, Joel Bradford vs. Eastern Kentucky (9/18/10)  
**Opponent**..... 72, James Shaw, No. 5 Jacksonville State (9/11/10)

## 30 RUSHING ATTEMPTS

**Chattanooga** ..... 30, Eldra Buckley at Western Carolina (2006)  
**Opponent**..... 32, Adam Urbano, Georgia Southern (10/17/09)

## 150 YARDS RUSHING

**Chattanooga** ..... 181, Bryan Fitzgerald at Presbyterian College (9/19/09)  
**Opponent**..... 153, Adam Urbano, Georgia Southern (10/17/09)

## 200 YARDS RUSHING

**Chattanooga** ..... 204, Eldra Buckley at Tennessee Tech (2006)  
**Opponent**..... 210, Jayson Foster, Georgia Southern (2007)

## 2 PLAYERS, 100+ YARDS RUSHING

**Chattanooga** ..... Bryan Fitzgerald (134) & Erroll Wynn (115) at App. St. (2007)  
**Opponent** ..... Armanti Edwards (152), Cedric Baker (107) & DeAndre Presley (101), App. St. (2008)

## 30 PASS COMPLETIONS

**Chattanooga** ..... 33, B.J. Coleman at Furman (10/23/10)  
**Opponent**..... 36, Scott Riddle, Elon (2007)

## 50 PASS ATTEMPTS

**Chattanooga** ..... 58, B.J. Coleman at Furman (10/23/10)  
**Opponent**..... 51, Scott Riddle, Elon (2007)

## 400 YARDS PASSING

**Chattanooga** ..... 432, B.J. Coleman at Furman (10/23/10)  
**Opponent**..... 410, Richie Williams, Appalachian State (2004)

## 100 YARDS RUSHING & PASSING

**Chattanooga** ..... Tony Merendino vs App. St. (134 Rushing, 240 Passing) (1978)  
**Opponent**..... Armanti Edwards, App. St. (152 Rushing, 176 Passing) (2008)

## 500 YARDS TOTAL OFFENSE

**Chattanooga** ..... 570, Cedric Stevens vs. Appalachian State (2004)  
**Opponent**..... 517, Richie Williams, Appalachian State (2004)

## 10 PASS RECEPTIONS

**Chattanooga** ..... 15, Joel Bradford at Furman (10/23/10)  
**Opponent**..... 10, Andre Roberts, The Citadel (11/14/09)

## 150 YARDS RECEIVING

**Chattanooga** ..... 274, Joel Bradford at Furman (10/23/10)  
**Opponent**..... 158, Chris Truss, Furman (2008)

## 2+ PLAYERS, 100+ YARDS RECEIVING

**Chattanooga** ..... Clint Woods (175) & Blue Cooper (159) vs. Cumberland (2008)  
**Opponent**..... Terrell Hudgins (156) & Michael Mayers (114), Elon (2007)

## SCORED 3 TOUCHDOWNS

**Chattanooga** ..... 3, Antonio Miller at Western Kentucky (2006)  
**Opponent**..... 3, Devon Moore, Appalachian State (11/7/09)

## 4 TOUCHDOWN PASSES

**Chattanooga** ..... 4, B.J. Coleman vs. Eastern Kentucky (9/18/10)  
**Opponent**..... 4, Richie Williams, Appalachian State (2004)

## 4 RUSHING TOUCHDOWNS

**Chattanooga** ..... 4, Artis Edwards vs Appalachian State (1982)  
**Opponent**..... 4, Armanti Edwards, Appalachian State (2007)

## 3 TOUCHDOWN RECEPTIONS

**Chattanooga** ..... 3, Alonzo Nix vs. The Citadel (2003)  
**Opponent**..... 3, Terrell Hudgins, Elon (10/24/09)

## 5 FIELD GOALS

**Chattanooga** ..... None  
**Opponent**..... 7, Ryan Weeks, Tennessee Tech (1989)

## 50-YARD FIELD GOALS

**Chattanooga** ..... 52, Craig Camay at Presbyterian College (9/19/09)  
**Opponent**..... 50, Ray, Middle Tennessee State (1996)

## 2 INTERCEPTIONS

**Chattanooga** ..... 2, Kadeem Wise at Western Carolina (9/25/10)  
**Opponent**..... 2, Max Lerner, at Furman (10/23/10)

## PUNT RETURN FOR A TOUCHDOWN (NO BLOCK)

**Chattanooga** ..... 88 yards, Jordan Hazard vs. Furman (2007)  
**Opponent**..... 66 yards, Javier Arenas, Alabama (11/21/09)

## KICKOFF RETURN FOR A TOUCHDOWN

**Chattanooga** ..... 87 yards, Ebrahim Therani vs. Vanderbilt (2003)  
**Opponent**..... 79 yards, Sean Lees, Wofford (2007)

## INTERCEPTION RETURN FOR TOUCHDOWN

**Chattanooga** ..... 41 yards, Raeshon Ball vs. Western Carolina (2008)  
**Opponent**..... 63 yards, Ryan Steed, at Furman (10/23/10)

## BLOCKED PAT

**Chattanooga** ..... Nick Craig, vs. Glenville State (9/3/2009)  
**Opponent**..... Colton Keig, at Furman (10/23/10)

## BLOCKED FIELD GOAL

**Chattanooga** ..... Buster Skrine vs The Citadel (2008)  
**Opponent**..... Pete Sanders, at Furman (10/23/10)

## BLOCKED PUNT

**Chattanooga** ..... Kenny Scrivens vs. Western Carolina (2007)  
**Opponent**..... Marcus Williams, Eastern Kentucky (9/18/10)

## FUMBLE RETURN FOR A TOUCHDOWN

**Chattanooga** ..... 26 yards, Jaron Norfleet at No. 5 Jacksonville State (9/11/10)  
**Opponent**..... 12 yards, C.J. Johnson, Western Carolina (9/25/10)

# THE LAST TIME... TEAM

<b>OVERTIME GAME</b> .....	Won 45-38 (OT) at Georgia Southern (2007)
<b>DEFEATED A FBS OPPONENT</b> .....	14-6 at Tennessee (1958)* <small>Not considered in the modern era.</small>
<b>DEFEATED A RANKED FCS TEAM</b> .....	36-28 at No. 25 Furman (10/23/10)
<b>DEFEATED A RANKED FCS TEAM ON THE ROAD</b> .....	36-28 at No. 25 Furman (10/23/10)
<b>RECORDED A SHUTOUT</b>	
<b>Chattanooga</b> .....	38-0 vs. Western Carolina (2003)
<b>Opponent</b> .....	0-45 at Alabama (11/21/09)
<b>50 POINTS</b>	
<b>Chattanooga</b> .....	59 vs. Appalachian State (2004)
<b>Opponent</b> .....	56, Wofford (2008)
<b>60 Rushing Attempts</b>	
<b>Chattanooga</b> .....	60 vs. Tennessee Tech (1991)
<b>Opponent</b> .....	73, Wofford (2007)
<b>300 YARDS RUSHING</b>	
<b>Chattanooga</b> .....	336 at Tennessee Tech (2006)
<b>Opponent</b> .....	313, at Alabama (Nov. 21, 2009)
<b>400 YARDS RUSHING</b>	
<b>Chattanooga</b> .....	426 at VMI (1980)
<b>Opponent</b> .....	428 vs. Appalachian State (2008)
<b>4 RUSHING TDS</b>	
<b>Chattanooga</b> .....	4 at Tennessee Tech (2006)
<b>Opponent</b> .....	5 vs. Appalachian State (11/7/09)
<b>400 YARDS PASSING</b>	
<b>Chattanooga</b> .....	432 at Furman (10/23/10)
<b>Opponent</b> .....	410 vs. Appalachian State (2004)
<b>4 PASSING TDS</b>	
<b>Chattanooga</b> .....	4 vs. Eastern Kentucky (9/18/10)
<b>Opponent</b> .....	4 at Florida State (2008)

<b>500 YARDS TOTAL OFFENSE</b>	
<b>Chattanooga</b> .....	568 at Furman (10/23/10)
<b>Opponent</b> .....	655 vs. Appalachian State (2008)
<b>30 FIRST DOWNS</b>	
<b>Chattanooga</b> .....	33 at Furman (10/23/10)
<b>Opponent</b> .....	32 at Memphis (2005)
<b>INTERCEPTED 5 PASSES</b>	
<b>Chattanooga</b> .....	6 vs. Gardner-Webb (1993)
<b>Opponent</b> .....	5 at Jacksonville State (2008)
<b>100 YARDS IN PENALTIES</b>	
<b>Chattanooga</b> .....	100 vs. Liberty (2004)
<b>Opponent</b> .....	116 at Western Carolina (9/25/10)
<b>LOST 5 FUMBLES</b>	
<b>Chattanooga</b> .....	5 at Georgia Southern (1993)
<b>Opponent</b> .....	5 at Southwestern Louisiana (1983)
<b>FAILED TO GAIN 100 YARDS RUSHING</b>	
<b>Chattanooga</b> .....	97 at Western Carolina (9/25/10)
<b>Opponent</b> .....	98 at Furman (10/23/10)
<b>FAILED TO GAIN 100 YARDS PASSING</b>	
<b>Chattanooga</b> .....	36 at Alabama (11/21/09)
<b>Opponent</b> .....	25 at The Citadel (10/9/10)
<b>FAILED TO GAIN 200 YARDS TOTAL OFFENSE</b>	
<b>Chattanooga</b> .....	84 at Alabama (11/21/09)
<b>Opponent</b> .....	165 at Tennessee Tech (2006)
<b>RECORDED A SAFETY</b>	
<b>Chattanooga</b> .....	TEAM at Oklahoma (2008)
.....	Buster Skrine returned a blocked PAT for two points against Glenville State (9/3/09)
<b>Opponent</b> .....	Yameen Thomas, Eastern Kentucky (9/18/10)

# ALL-TIME BESTS AGAINST CHATTANOOGA

	INDIVIDUAL	TEAM
<b>First Downs</b>	32, Wofford (1999) & Memphis (2005)	
<b>Rushing Attempts</b>	38, Jack Douglas, The Citadel (1991)	83, The Citadel (1991)
<b>Rushing Yards</b>	241, Z. Terrell, Liberty (2005)	542, Georgia Southern (1999)
<b>Long TD Run</b>	92, Nehemiah Broughton, The Citadel (2004)	
<b>Rushing TDs</b>	5, J.R. McNair, Wofford (2003)	7 (3X) Last by Georgia Southern (2005)
<b>Passing Attempts</b>	57, Gilbert, Western Carolina (1984)	57 (2x) Last by Gardner-Webb (1993)
<b>Pass Completions</b>	36 (2x) Last by Scott Riddle, Elon (2007)	36 (2x) Last by Elon (2007)
<b>Passing Yards</b>	410 (2x) Last by Richie Williams, App. St. (2004)	429, Gardner-Webb (1993)
<b>Long Pass</b>	89, Richie Williams, Appalachian State (2004)	
<b>Total Offense</b>	517, Richie Williams, Appalachian State (2004)	662, Furman (2005)
<b>TD Passes</b>	4 (2x) Richie Williams, Appalachian State (2004)	4 (6x) Florida State (2008)

	INDIVIDUAL	TEAM
<b>Interceptions</b>	3, L. Coleman, Vanderbilt (1980)	7, Georgia Southern (1986)
<b>Receiving Yards</b>	236, DaVon Fowlkes, Appalachian State (2004)	
<b>Receptions</b>	12 (4x) Last by DaVon Fowlkes, Appalachian State (2004)	
<b>TD Receptions</b>	3 (4x) Last by Terrell Hudgins, Elon (10/24/09)	
<b>INT Return</b>	100, Timmy Thrift, Wofford (2003)	
<b>Field Goals</b>	7, Ryan Weeks, Tennessee Tech (1989)	7, Tennessee Tech (1989)
<b>Long Field Goal</b>	50 (3x) Ray, Middle Tennessee State (1996)	
<b>Punts</b>	12 (3x) Mike Salmons, Marshall (1985)	12 (3x) Last by Marshall (1985)
<b>Long Punt</b>	85, Ken Hinsley, Western Carolina (1998)	
<b>Punt Return</b>	90, Cedric Jones, Western Kentucky (1988)	
<b>Kickoff Return</b>	99, Ronnie Horton, East Tennessee State (1980)	

## 2010 TEAM STATS

Team Statistics	UTC	OPP
SCORING	226	173
Points Per Game	32.3	24.7
FIRST DOWNS	162	117
Rushing	60	50
Passing	82	57
Penalty	20	10
RUSHING YARDAGE	1140	947
Yards gained rushing	1306	1159
Yards lost rushing	166	212
Rushing Attempts	275	270
Average Per Rush	4.1	3.5
Average Per Game	162.9	135.3
TDs Rushing	14	9
PASSING YARDAGE	1880	1299
Comp-Att-Int	136-230-7	107-179-12
Average Per Pass	8.2	7.3
Average Per Catch	13.8	12.1
Average Per Game	268.6	185.6
TDs Passing	17	11
TOTAL OFFENSE	3020	2246
Total Plays	505	449
Average Per Play	6.0	5.0
Average Per Game	431.4	320.9
KICK RETURNS: #-Yards	27-560	38-673
PUNT RETURNS: #-Yards	5-67	11-104
INT RETURNS: #-Yards	12-51	7-118
KICK RETURN AVERAGE	20.7	17.7
PUNT RETURN AVERAGE	13.4	9.5
INT RETURN AVERAGE	4.2	16.9
FUMBLES-LOST	13-10	16-10
PENALTIES-Yards	38-335	48-473
Average Per Game	47.9	67.6
PUNTS-Yards	24-873	33-1333
Average Per Punt	36.4	40.4
Net punt average	29.5	37.2
TIME OF POSSESSION/Game	31:19	28:41
3RD-DOWN Conversions	45/96	35/92
3rd-Down Pct	47%	38%
4TH-DOWN Conversions	6/11	7/12
4th-Down Pct	55%	58%
SACKS BY-Yards	13-73	11-63
MISC YARDS	-1	0
TOUCHDOWNS SCORED	32	23
FIELD GOALS-ATTEMPTS	3-7	3-6
ON-SIDE KICKS	0-1	0-0
RED-ZONE SCORES	(26-38) 68%	(17-19) 89%
RED-ZONE TOUCHDOWNS	(23-38) 61%	(14-19) 74%
PAT-ATTEMPTS	(25-30) 83%	(22-22) 100%
ATTENDANCE	43192	55811
Games/Avg Per Game	3/14397	4/13953
Neutral Site Games		0/0

Score by Quarters	1st	2nd	3rd	4th	OT	Total
Chattanooga	57	61	42	66	0	226
Opponents	33	41	35	64	0	173

## 2010 INDIVIDUAL STATS

Rushing	gp	att	gain	loss	net	avg	td	lg	avg/g
Erroll Wynn	6	86	509	19	490	5.7	4	37	81.7
Keon Williams	6	75	345	21	324	4.3	3	29	54.0
B. Sutherland	7	14	162	14	148	10.6	0	62	21.1
J.J. Jackson	6	37	143	4	139	3.8	2	10	23.2
Chris Awuah	7	9	42	2	40	4.4	1	11	5.7
C. Ellzey	7	7	31	0	31	4.4	0	8	4.4
Chris Marshall	7	1	5	0	5	5.0	0	5	0.7
Chris Pitchford	7	1	4	0	4	4.0	0	4	0.6
B.J. Coleman	7	31	65	64	1	0.0	4	13	0.1
Mike Hammons	7	1	0	6	-6	-6.0	0	0	-0.9
Joel Bradford	7	1	0	10	-10	-10.0	0	0	-1.4
TEAM	5	12	0	26	-26	-2.2	0	0	-5.2
Total	7	275	1306	166	1140	4.1	14	62	162.9
Opponents	7	270	1159	212	947	3.5	9	60	135.3

Passing	gp	effic	comp-att-int	pct	yds	td	lg	avg/g
B.J. Coleman	7	146.44	135-226-7	59.7	1871	16	80	267.3
Chris Awuah	7	168.53	1-3-0	33.3	9	1	9	1.3
TEAM	5	0.00	0-1-0	0.0	0	0	0	0.0
Total	7	146.10	136-230-7	59.1	1880	17	80	268.6
Opponents	7	127.61	107-179-12	59.8	1299	11	72	185.6

Receiving	gp	no.	yds	avg	td	lg	avg/g
Joel Bradford	7	55	875	15.9	5	80	125.0
B. Sutherland	7	27	363	13.4	1	46	51.9
Garrett Hughes	7	16	242	15.1	3	46	34.6
Chris Pitchford	7	13	166	12.8	2	53	23.7
Marlon Anthony	7	9	75	8.3	2	15	10.7
J.J. Jackson	6	6	30	5.0	0	14	5.0
Chris Awuah	7	4	67	16.8	1	46	9.6
Sloan Allison	7	3	42	14.0	3	21	6.0
Erroll Wynn	6	2	16	8.0	0	13	2.7
C. Ellzey	7	1	4	4.0	0	4	0.6
Total	7	136	1880	13.8	17	80	268.6
Opponents	7	107	1299	12.1	11	72	185.6

Punt Returns	no.	yds	avg	td	lg
Joel Bradford	5	67	13.4	0	27
Total	5	67	13.4	0	27
Opponents	11	104	9.5	1	25

Interceptions	no.	yds	avg	td	lg
Kadeem Wise	6	2	0.3	0	2
Jordan Tippit	2	24	12.0	0	21
Ryan Consiglio	1	0	0.0	0	0
J.D. Dothard	1	20	20.0	0	20
Buster Skrine	1	0	0.0	0	0
C. Lewis-Harris	1	5	5.0	0	5
Total	12	51	4.2	0	21
Opponents	7	118	16.9	1	63

Kick Returns	no.	yds	avg	td	lg
B. Sutherland	23	472	20.5	0	42
Buster Skrine	3	86	28.7	0	39
Louis Gibson	1	2	2.0	0	0
Total	27	560	20.7	0	42
Opponents	38	673	17.7	0	37

Fumble Returns	no.	yds	avg	td	lg
Jaron Norfleet	1	26	26.0	1	26
J.D. Dothard	1	26	26.0	0	26
Total	2	52	26.0	1	26
Opponents	2	30	15.0	1	18

## 2010 INDIVIDUAL DEFENSIVE STATS

#	Defensive Leaders	gp	Tackles			tfl/yds	Sacks no-yds	Pass defense			Fumbles		blkd	
			ua	a	tot			int-yds	brup	qbh	rcv-yds	ff	kick	saf
45	Ryan Consiglio	7	44	31	75	4.0-24	.	1-0	1	.	1-0	1	.	.
18	Chris Donald	7	19	18	37	10.5-68	7.0-44	.	.	1	1-0	3	.	.
6	C. Lewis-Harris	7	27	10	37	1.0-2	.	1-5	4	.	2-0	1	.	.
20	D.J. Key	7	22	14	36	1.5-5	.	.	2	.	.	.	.	.
48	Shane Heatherly	7	17	19	36	0.5-1	.	.	.	.	.	.	.	.
36	Gunner Miller	7	18	17	35	4.5-12	.	.	1	.	.	.	.	.
93	Nick Davison	7	20	9	29	7.0-16	1.0-5	.	1	2	.	1	.	.
56	Nick Craig	7	12	14	26	2.5-3	.	.	.	.	.	.	.	.
22	Jordan Tippit	5	18	5	23	.	.	2-24	1	.	.	1	.	.
95	Joshua Williams	7	16	5	21	6.0-25	4.5-23	.	.	1	2-0	.	.	.
21	Buster Skrine	6	17	4	21	2.0-8	.	1-0	3	.	1-0	.	.	.
5	Kadeem Wise	7	10	6	16	.	.	6-2	3	.	.	.	.	.
25	Wes Dothard	6	8	5	13	.	.	.	1	.	.	.	.	.
23	J.D. Dothard	7	4	8	12	4.5-17	.	1-20	.	.	1-26	.	.	.
96	La'Nard Carr	6	4	8	12	1.0-7	0.5-1	.	.	.	.	.	.	.
27	Chaz Moore	7	9	2	11	1.0-1	.	.	.	.	.	1	.	.
10	Sloan Allison	7	4	3	7	.	.	.	.	.	.	.	.	.
16	Jaron Norfleet	7	2	4	6	.	.	.	.	.	1-26	.	.	.
14	Briant Henry	6	4	1	5	.	.	.	.	.	.	.	.	.
24	Don Cope	7	3	2	5	.	.	.	.	.	1-0	1	.	.
11	Chris Marshall	7	2	1	3	.	.	.	.	.	.	.	.	.
12	Jarrett Burns	7	1	2	3	.	.	.	.	.	.	.	.	.
41	Thomas Green	7	1	2	3	.	.	.	.	.	.	.	.	.
13	Jeff Veres	6	1	1	2	.	.	.	.	.	.	.	.	.
4	Joel Bradford	7	2	.	2	.	.	.	.	.	.	.	.	.
29	Robert Harrison	7	.	2	2	.	.	.	.	.	.	.	.	.
98	De'Markus Lee	1	1	.	1	.	.	.	.	.	.	.	.	.
42	Brock Oliver	7	1	.	1	.	.	.	.	.	.	.	.	.
70	Chris Harr	7	1	.	1	.	.	.	.	.	.	.	.	.
8	Chris Pitchford	7	.	1	1	.	.	.	.	.	.	.	.	.
7	Garrett Hughes	7	1	.	1	.	.	.	.	.	.	.	.	.
TM	TEAM	5	1	.	1	.	.	.	.	.	.	.	.	.
Total		7	290	194	484	46-189	13-73	12-51	17	4	10-52	9	.	.
Opponents		7	270	216	486	34-127	11-63	7-118	21	7	10-30	7	3	1

# 2010 CHATTANOOGA TEAM GAME-BY-GAME STATS

Date	Opponent	Rushing			Receiving			Passing			Kick Returns			Punt Returns			tot off					
		no.	yds	td	lg	no.	yds	td	lg	cmp	att	int	yds	td	lg	no.		yds	td	lg	no.	yds
Sep 04	APPALACHIAN STATE	29	143	2	62	24	349	4	53	24-38-0	349	4	53	6	145	0	39	1	19	0	19	492
Sep 11	at Jacksonville State	38	174	0	25	10	149	1	25	10-23-1	149	1	25	4	75	0	32	1	6	0	6	323
Sep 18	EASTERN KENTUCKY	40	173	2	37	24	375	4	80	24-32-1	375	4	80	2	35	0	21	0	0	0	0	548
Sep 25	at Western Carolina	39	97	2	23	21	259	2	46	21-35-1	259	2	46	4	68	0	37	1	27	0	27	356
Oct 09	at The Citadel	41	222	2	34	13	157	2	46	13-21-0	157	2	46	3	35	0	19	1	15	0	15	379
Oct 16	GEORGIA SOUTHERN	45	195	3	21	11	159	2	46	11-22-0	159	2	46	4	103	0	32	0	0	0	0	354
Oct 23	at Furman	43	136	3	12	33	432	2	38	33-59-4	432	2	38	4	99	0	42	1	0	0	0	568
Opponents		270	947	9	60	107	1299	11	72	107-179-12	1299	11	72	38	673	0	37	11	104	1	25	2246

Games played: 7  
 Avg per rush: 4.1  
 Avg per catch: 13.8  
 Pass efficiency: 146.10  
 Kick ret avg: 20.7  
 Punt ret avg: 13.4  
 All purpose avg/game: 528.3  
 Total offense avg/gm: 431.4

Date	Opponent	Tackles				Sacks no-yds	Fumble		Pass Defense			Blkd kick	PAT Attempts				saf	pts	
		ua	a	total	tfl-yds		ff	fr-yds	int-yds	qbh	brup		kick	rush	rcv				
Sep 04	APPALACHIAN STATE	53	10	63	6.0-13	1.0-3	3	2-26	0-0	0	2	0	2-5	0	0	0	0	0	41
Sep 11	at Jacksonville State	41	50	91	10.0-62	0.0-0	1	1-26	3-21	0	3	0	2-2	0	0	0	0	0	17
Sep 18	EASTERN KENTUCKY	41	18	59	8.0-35	6.0-29	1	0-0	3-20	2	4	0	6-6	0	0	0	0	0	42
Sep 25	at Western Carolina	32	38	70	9.0-21	1.0-4	1	1-0	3-7	2	4	0	3-4	0	0	0	0	0	27
Oct 09	at The Citadel	47	28	75	5.0-19	1.0-8	0	2-0	1-0	0	1	0	4-4	0	0	0	0	0	28
Oct 16	GEORGIA SOUTHERN	45	20	65	4.0-17	1.0-8	2	1-0	1-3	0	1	0	5-5	0	0	0	0	0	35
Oct 23	at Furman	31	30	61	4.0-22	3.0-21	1	3-0	1-0	0	2	0	3-4	0	0	0	0	0	36
Opponents		290	194	484	46.0-189	13.0-73	9	10-52	12-51	4	17	0	25-30	0	0	0	0	0	226
Opponents		270	216	486	34.0-127	11.0-63	7	10-30	7-118	7	21	3	22-22	1	0	0	1	173	

Date	Opponent	Punting								Field Goals			Kickoffs					
		no.	yds	avg	long	blkd	tb	fc	50+	i20	md-att	long	blkd	no.	yds	avg	tb	ob
Sep 04	APPALACHIAN STATE	5	187	37.4	46	0	0	1	0	2	1-1	29	0	8	432	54.0	0	1
Sep 11	at Jacksonville State	3	141	47.0	50	0	0	0	1	2	1-2	27	0	4	253	63.2	0	0
Sep 18	EASTERN KENTUCKY	1	0	0.0	0	1	0	0	0	0	0-2	0	0	7	363	51.9	0	0
Sep 25	at Western Carolina	6	204	34.0	40	0	1	0	0	2	0-0	0	0	5	324	64.8	0	0
Oct 09	at The Citadel	3	121	40.3	48	0	0	0	0	0	0-0	0	0	5	294	58.8	1	0
Oct 16	GEORGIA SOUTHERN	3	110	36.7	42	0	1	0	0	1	0-0	0	0	6	340	56.7	0	1
Oct 23	at Furman	3	110	36.7	45	0	1	0	0	1	1-2	20	1	7	385	55.0	0	0
Opponents		24	873	36.4	50	1	3	1	1	8	3-7	29	1	42	2391	56.9	1	2
Opponents		33	1333	40.4	60	0	2	15	5	15	3-6	37	0	31	1868	60.3	2	1

# 2010 OPPONENT TEAM GAME-BY-GAME STATS

Date	Opponent	Rushing			Receiving			Passing			Kick Returns			Punt Returns			tot off					
		no.	yds	td	lg	no.	yds	td	lg	cmp	att	int	yds	td	lg	no.		yds	td	lg		
Sep 04	APPALACHIAN STATE	39	146	4	50	22	340	2	49	22-29-0	340	2	49	7	115	0	31	1	11	0	11	486
Sep 11	at Jacksonville State	45	96	1	17	20	240	2	72	20-36-3	240	2	72	4	96	0	25	2	10	0	10	336
Sep 18	EASTERN KENTUCKY	23	58	0	21	27	236	2	25	27-41-3	236	2	25	6	100	0	37	1	42	1	25	294
Sep 25	at Western Carolina	24	56	0	8	20	193	2	41	20-36-3	193	2	41	5	123	0	32	3	16	0	9	249
Oct 09	at The Citadel	57	238	1	33	2	25	0	21	2-8-1	25	0	21	4	54	0	21	2	26	0	22	263
Oct 16	GEORGIA SOUTHERN	49	255	2	60	4	136	1	63	4-8-1	136	1	63	5	93	0	26	1	0	0	0	391
Oct 23	at Furman	33	98	1	21	12	129	2	27	12-21-1	129	2	27	7	92	0	19	1	-1	0	0	227
Chattanooga		270	947	9	60	107	1299	11	72	107-179-12	1299	11	72	38	673	0	37	11	104	1	25	2246
Chattanooga		275	1140	14	62	136	1880	17	80	136-230-7	1880	17	80	27	560	0	42	5	67	0	27	3020

Games played: 7  
 Avg per rush: 3.5  
 Avg per catch: 12.1  
 Pass efficiency: 127.61  
 Kick ret avg: 17.7  
 Punt ret avg: 9.5  
 All purpose avg/game: 448.7  
 Total offense avg/gm: 320.9

Date	Opponent	Tackles				Sacks no-yds	Fumble		Pass Defense			Blkd kick	PAT Attempts				saf	pts	
		ua	a	total	tfl-yds		ff	fr-yds	int-yds	qbh	brup		kick	rush	rcv				
Sep 04	APPALACHIAN STATE	48	10	58	6.0-24	3.0-20	3	3-18	0-0	0	4	0	6-6	0	0	0	0	0	42
Sep 11	at Jacksonville State	35	30	65	4.0-18	0.0-0	1	2-0	1-19	0	6	0	3-3	0	0	0	0	0	21
Sep 18	EASTERN KENTUCKY	47	16	63	6.0-23	3.0-16	0	0-0	1-0	1	0	1	2-2	1	0	0	0	1	24
Sep 25	at Western Carolina	33	46	79	8.0-35	2.0-16	1	3-12	1-18	3	1	0	3-3	0	0	0	0	0	21
Oct 09	at The Citadel	34	32	66	1.0-4	1.0-4	1	1-0	0-0	3	1	0	1-1	0	0	0	0	0	10
Oct 16	GEORGIA SOUTHERN	38	26	64	3.0-7	1.0-2	0	0-0	0-0	0	2	0	3-3	0	0	0	0	0	27
Oct 23	at Furman	35	56	91	6.0-16	1.0-5	1	1-0	4-81	0	7	2	4-4	0	0	0	0	0	28
Chattanooga		270	216	486	34.0-127	11.0-63	7	10-30	7-118	7	21	3	22-22	1	0	0	1	173	
Chattanooga		290	194	484	46.0-189	13.0-73	9	10-52	12-51	4	17	0	25-30	0	0	0	0	226	

Date	Opponent	Punting								Field Goals			Kickoffs					
		no.	yds	avg	long	blkd	tb	fc	50+	i20	md-att	long	blkd	no.	yds	avg	tb	ob
Sep 04	APPALACHIAN STATE	5	158	31.6	45	0	0	2	0	3	0-1	0	0	7	444	63.4	1	0
Sep 11	at Jacksonville State	3	117	39.0	51	0	0	1	1	2	0-1	0	0	4	206	51.5	0	0
Sep 18	EASTERN KENTUCKY	2	82	41.0	45	0	0	2	0	2	0-1	0	0	4	234	58.5	0	1
Sep 25	at Western Carolina	8	364	45.5	60	0	2	3	3	1	0-0	0	0	4	210	52.5	0	0
Oct 09	at The Citadel	4	178	44.5	51	0	0	1	1	2	1-1	20	0	3	175	58.3	0	0
Oct 16	GEORGIA SOUTHERN	3	121	40.3	43	0	0	2	0	2	2-2	37	0	4	260	65.0	0	0
Oct 23	at Furman	8	313	39.1	48	0	0	4	0	3	0-0	0	0	5	339	67.8	1	0
Chattanooga		33	1333	40.4	60	0	2	15	5	15	3-6	37	0	31	1868	60.3	2	1
Chattanooga		24	873	36.4	50	1	3	1	1	8	3-7	29	1	42	2391	56.9	1	2

## 2010 TEAM GAME-HIGHS

Rushes	45	vs Georgia Southern (Oct 16, 2010)
Yards Rushing	222	at The Citadel (Oct 09, 2010)
Yards Per Rush	5.4	at The Citadel (Oct 09, 2010)
TD Rushes	3	vs Georgia Southern (Oct 16, 2010)
	3	at Furman (Oct 23, 2010)
Pass attempts	59	at Furman (Oct 23, 2010)
Pass completions	33	at Furman (Oct 23, 2010)
Yards Passing	432	at Furman (Oct 23, 2010)
Yards Per Pass	11.7	vs Eastern Kentucky (Sep 18, 2010)
TD Passes	4	vs Appalachian State (Sep 04, 2010)
	4	vs Eastern Kentucky (Sep 18, 2010)
Total Plays	102	at Furman (Oct 23, 2010)
Total Offense	568	at Furman (Oct 23, 2010)
Yards Per Play	7.6	vs Eastern Kentucky (Sep 18, 2010)
Points	42	vs Eastern Kentucky (Sep 18, 2010)
Sacks By	6	vs Eastern Kentucky (Sep 18, 2010)
First Downs	33	at Furman (Oct 23, 2010)
Penalties	9	vs Eastern Kentucky (Sep 18, 2010)
Penalty Yards	85	vs Appalachian State (Sep 04, 2010)
Turnovers	5	at Furman (Oct 23, 2010)
Interceptions By	3	at Jacksonville State (Sep 11, 2010)
	3	vs Eastern Kentucky (Sep 18, 2010)
	3	at Western Carolina (Sep 25, 2010)

## 2010 INDIVIDUAL GAME-HIGHS

Rushes	19	Keon Williams at The Citadel (Oct 09, 2010)
	19	Erroll Wynn at Furman (Oct 23, 2010)
Yards Rushing	122	Erroll Wynn vs Eastern Kentucky (Sep 18, 2010)
TD Rushes	2	B.J. Coleman vs Appalachian State (Sep 04, 2010)
	2	Keon Williams at The Citadel (Oct 09, 2010)
Long Rush	62	B. Sutherland vs Appalachian State (Sep 04, 2010)
Pass attempts	58	B.J. Coleman at Furman (Oct 23, 2010)
Pass completions	33	B.J. Coleman at Furman (Oct 23, 2010)
Yards Passing	432	B.J. Coleman at Furman (Oct 23, 2010)
TD Passes	4	B.J. Coleman vs Eastern Kentucky (Sep 18, 2010)
Long Pass	80	B.J. Coleman vs Eastern Kentucky (Sep 18, 2010)
Receptions	15	Joel Bradford at Furman (Oct 23, 2010)
Yards Receiving	274	Joel Bradford at Furman (Oct 23, 2010)
TD Receptions	2	Sloan Allison vs Eastern Kentucky (Sep 18, 2010)
	2	Garrett Hughes at Western Carolina (Sep 25, 2010)
Long Reception	80	Joel Bradford vs Eastern Kentucky (Sep 18, 2010)
Field Goals	1	Mike Hammons vs Appalachian State (Sep 04, 2010)
	1	Jeff Veres at Jacksonville State (Sep 11, 2010)
	1	Jeff Veres at Furman (Oct 23, 2010)
Long Field Goal	29	Mike Hammons vs Appalachian State (Sep 04, 2010)
Punts	5	Mike Hammons vs Appalachian State (Sep 04, 2010)
Punting Avg	47.0	Mike Hammons at Jacksonville State (Sep 11, 2010)
Long Punt	50	Mike Hammons at Jacksonville State (Sep 11, 2010)
Long Punt Return	27	Joel Bradford at Western Carolina (Sep 25, 2010)
Long Kickoff Return	42	B. Sutherland at Furman (Oct 23, 2010)
Tackles	14	Ryan Consiglio at Jacksonville State (Sep 11, 2010)
	14	Ryan Consiglio at The Citadel (Oct 09, 2010)
Sacks	3.0	Joshua Williams vs Eastern Kentucky (Sep 18, 2010)
Tackles For Loss	4.0	Gunner Miller at Western Carolina (Sep 25, 2010)
Interceptions	2	Kadeem Wise at Western Carolina (Sep 25, 2010)

## 2010 OPPONENT GAME-HIGHS

Rushes	57	at The Citadel (Oct 09, 2010)
Yards Rushing	255	vs Georgia Southern (Oct 16, 2010)
Yards Per Rush	5.2	vs Georgia Southern (Oct 16, 2010)
TD Rushes	4	vs Appalachian State (Sep 04, 2010)
Pass attempts	41	vs Eastern Kentucky (Sep 18, 2010)
Pass completions	27	vs Eastern Kentucky (Sep 18, 2010)
Yards Passing	340	vs Appalachian State (Sep 04, 2010)
Yards Per Pass	17.0	vs Georgia Southern (Oct 16, 2010)
TD Passes	2	vs Appalachian State (Sep 04, 2010)
	2	at Jacksonville State (Sep 11, 2010)
	2	vs Eastern Kentucky (Sep 18, 2010)
	2	at Western Carolina (Sep 25, 2010)
	2	at Furman (Oct 23, 2010)
Total Plays	81	at Jacksonville State (Sep 11, 2010)
Total Offense	486	vs Appalachian State (Sep 04, 2010)
Yards Per Play	7.1	vs Appalachian State (Sep 04, 2010)
Points	42	vs Appalachian State (Sep 04, 2010)
Sacks By	3	vs Appalachian State (Sep 04, 2010)
	3	vs Eastern Kentucky (Sep 18, 2010)
First Downs	22	at Jacksonville State (Sep 11, 2010)
Penalties	10	at Western Carolina (Sep 25, 2010)
Penalty Yards	116	at Western Carolina (Sep 25, 2010)
Turnovers	4	at Jacksonville State (Sep 11, 2010)
	4	at Western Carolina (Sep 25, 2010)
	4	at Furman (Oct 23, 2010)
Interceptions By	4	at Furman (Oct 23, 2010)

## 2010 OPPONENT INDIVIDUAL GAME-HIGHS

Rushes	17	MIDDLETON, Calvi, at Jacksonville State (Sep 11, 2010)
Yards Rushing	102	Akinniranye, T., vs Georgia Southern (Oct 16, 2010)
TD Rushes	2	DeAndre Presley, vs Appalachian State (Sep 04, 2010)
	2	Cedric Baker, vs Appalachian State (Sep 04, 2010)
Long Rush	60	Akinniranye, T., vs Georgia Southern (Oct 16, 2010)
Pass attempts	41	PRYOR, T.J., vs Eastern Kentucky (Sep 18, 2010)
Pass completions	27	PRYOR, T.J., vs Eastern Kentucky (Sep 18, 2010)
Yards Passing	340	DeAndre Presley, vs Appalachian State (Sep 04, 2010)
TD Passes	2	DeAndre Presley, vs Appalachian State (Sep 04, 2010)
	2	PRYOR, T.J., vs Eastern Kentucky (Sep 18, 2010)
	2	Cody Worley, at Furman (Oct 23, 2010)
Long Pass	72	IVORY, Marques, at Jacksonville State (Sep 11, 2010)
Receptions	10	HARRIS, O., vs Eastern Kentucky (Sep 18, 2010)
Yards Receiving	121	Brian Quick, vs Appalachian State (Sep 04, 2010)
	121	Wilcox, J.J., vs Georgia Southern (Oct 16, 2010)
TD Receptions	2	Jacoby Mitchell, at Western Carolina (Sep 25, 2010)
	2	Colin Anderson, at Furman (Oct 23, 2010)
Long Reception	72	SHAW, James, at Jacksonville State (Sep 11, 2010)
Field Goals	2	Mora, Adrian, vs Georgia Southern (Oct 16, 2010)
Long Field Goal	37	Mora, Adrian, vs Georgia Southern (Oct 16, 2010)
Punts	8	Blake Cain, at Western Carolina (Sep 25, 2010)
	8	Chas Short, at Furman (Oct 23, 2010)
Punting Avg	45.5	Blake Cain, at Western Carolina (Sep 25, 2010)
Long Punt	60	Blake Cain, at Western Carolina (Sep 25, 2010)
Long Punt Return	25	SHUPPERD, Shawn, vs Eastern Kentucky (Sep 18, 2010)
Long Kickoff Return	37	CALDWELL, J., vs Eastern Kentucky (Sep 18, 2010)
Tackles	13	Brandon Vaught, at Western Carolina (Sep 25, 2010)
	13	Max Lerner, at Furman (Oct 23, 2010)
	13	K. Anderson, at Furman (Oct 23, 2010)
Sacks	2.0	Jabari Fletcher, vs Appalachian State (Sep 04, 2010)
Tackles For Loss	2.0	Justin Wray, vs Appalachian State (Sep 04, 2010)
	2.0	Jabari Fletcher, vs Appalachian State (Sep 04, 2010)
	2.0	BYRD, Brannon, at Jacksonville State (Sep 11, 2010)
	2.0	Rock Williams, at Western Carolina (Sep 25, 2010)
	2.0	Josh Lynn, at Furman (Oct 23, 2010)
Interceptions	2	Max Lerner, at Furman (Oct 23, 2010)

## 2010 RUSHING AND RECEIVING GAME-BY-GAME STATS

RUSHING	No-Yds/TD	ASU	JSU	EKU	WCU	CIT	GSU	FUR
Erroll Wynn RB	86-490/4	DNP	13-98/0	17-122/1	16-80/1	6-50/0	15-75/1	19-65/1
Keon Williams RB	75-324/3	DNP	10-33/0	14-45/1	13-41/0	19-101/2	16-90/0	3-14/0
B. Sutherland WR	14-148/0	4-95/0	2-17/0	3-10/0	1-8/0	1-34/0	3-0/0	-
J.J. Jackson RB	37-139/2	14-49/0	4-10/0	DNP	-	7-26/0	3-16/1	9-38/1
Chris Awuah RB	9-40/1	2-8/0	3-9/0	-	-	1-1/0	-	3-22/1
C. Ellzey FB	7-31/0	-	-	-	-	3-16/0	2-10/0	2-5/0
Chris Marshall WR	1-5/0	-	-	-	-	-	-	1-5/0
Chris Pitchford WR	1-4/0	-	1-4/0	-	-	-	-	-
B.J. Coleman QB	31-1/4	9-9/2	4-13/0	5-4/0	5-3/1	2-2/0	3-10/1	3-4/0
Mike Hammons	1-6/0	-	-	-	-	-	-	1-6/0
Joel Bradford WR	1--10/0	-	1--10/0	-	-	-	-	-
TEAM	12-26/0	DNP	DNP	1-0/0	4-13/0	2-4/0	3-6/0	2-3/0

RECEIVING	No-Yds/TD	ASU	JSU	EKU	WCU	CIT	GSU	FUR
Joel Bradford WR	55-875/5	5-85/1	6-76/1	11-254/1	8-91/0	7-71/1	3-24/0	15-274/1
B. Sutherland WR	27-363/1	5-85/0	3-48/0	5-32/0	2-69/0	-	5-80/1	7-49/0
Garrett Hughes TE	16-242/3	6-78/1	1-25/0	-	3-31/2	2-56/0	1-6/0	3-46/0
Chris Pitchford WR	13-166/2	3-85/1	-	2-15/0	4-39/0	-	-	4-27/1
Marlon Anthony WR	9-75/2	1-9/1	-	4-39/1	1-4/0	3-23/0	-	-
Chris Awuah RB	4-67/1	1-2/0	-	-	1-8/0	-	1-46/1	1-11/0
Sloan Allison WR	3-42/3	-	-	2-35/2	-	1-7/1	-	-
J.J. Jackson RB	6-30/0	3-5/0	-	DNP	-	-	-	3-25/0
Erroll Wynn RB	2-16/0	DNP	-	-	1-13/0	-	1-3/0	-
C. Ellzey FB	1-4/0	-	-	-	1-4/0	-	-	-

## 2010 PASSING GAME-BY-GAME STATS

#19 B.J. Coleman	Comp	Att	Int	Pct	Yards	TD	Long	Sacked	Effic
Appalachian State	23	37	0	62.2	340	3	53	3-20	166.11
Jacksonville State	10	22	1	45.5	149	1	25	0-0	108.25
Eastern Kentucky	24	32	1	75.0	375	4	80	3-16	208.44
Western Carolina	21	35	1	60.0	259	2	46	2-16	135.30
The Citadel	13	21	0	61.9	157	2	46	1-4	156.13
Georgia Southern	11	21	0	52.4	159	2	46	1-2	147.41
Furman	33	58	4	56.9	432	2	38	1-5	117.05
TOTALS	135	226	7	59.7	1871	16	80	11-63	146.44

#9 Chris Awuah	Comp	Att	Int	Pct	Yards	TD	Long	Sacked	Effic
Appalachian State	1	1	0	100.0	9	1	9	0-0	505.60
Jacksonville State	0	1	0	0.0	0	0	0	0-0	0.00
Georgia Southern	0	1	0	0.0	0	0	0	0-0	0.00
TOTALS	1	3	0	33.3	9	1	9	0-0	168.53

#TM TEAM	Comp	Att	Int	Pct	Yards	TD	Long	Sacked	Effic
Furman	0	1	0	0.0	0	0	0	0-0	0.00
TOTALS	0	1	0	0.0	0	0	0	0-0	0.00

## 2010 RETURNS GAME-BY-GAME STATS

PUNT RETURNS	No-Yds	ASU	JSU	EKU	WCU	CIT	GSU	FUR
Joel Bradford	5-67	1-19	1-6	-	1-27	1-15	-	1-0

KICK RETURNS	No-Yds	ASU	JSU	EKU	WCU	CIT	GSU	FUR
B. Sutherland	23-472	3-59	3-73	2-35	4-68	3-35	4-103	4-99
Buster Skrine	3-86	3-86	DNP	-	-	-	-	-
Louis Gibson	1-2	-	1-2	DNP	DNP	DNP	DNP	DNP

INT. RETURNS	No-Yds	ASU	JSU	EKU	WCU	CIT	GSU	FUR
Kadeem Wise	6-2	-	1-0	1-0	2-2	1-0	-	1-0
Jordan Tippit	2-24	-	1-21	DNP	DNP	-	1-3	-
Ryan Consiglio	1-0	-	1-0	-	-	-	-	-
Buster Skrine	1-0	-	DNP	1-0	-	-	-	-
J.D. Dothard	1-20	-	-	1-20	-	-	-	-
C. Lewis-Harris	1-5	-	-	-	1-5	-	-	-

FUMBLE RETURNS	No-Yds	ASU	JSU	EKU	WCU	CIT	GSU	FUR
J.D. Dothard	1-26	1-26	-	-	-	-	-	-
Jaron Norfleet	1-26	-	1-26	-	-	-	-	-

## 2010 REDZONE STATS

### Chattanooga Inside Opponent Red-Zone

Date	Opponent	Score	Times In RZ	Times Scored	Total Pts	Rush TDs	Pass TDs	FGs Made	Failed to score inside RZ						
									FGA	Down	Int	Fumb	Half	Game	
Sep 04, 2010	APPALACHIAN STATE	L 41-42	5	5	28	4	2	2	1	0	0	0	0	0	0
Sep 11, 2010	at Jacksonville State	L 17-21	4	2	10	1	0	1	1	1	1	0	0	0	0
Sep 18, 2010	EASTERN KENTUCKY	W 42-24	7	4	28	4	2	2	0	2	0	1	0	0	0
Sep 25, 2010	at Western Carolina	W 27-21	6	3	21	3	1	2	0	0	0	1	2	0	0
Oct 09, 2010	at The Citadel	W 28-10	4	3	21	3	2	1	0	0	1	0	0	0	0
Oct 16, 2010	GEORGIA SOUTHERN	W 35-27	3	3	21	3	3	0	0	0	0	0	0	0	0
Oct 23, 2010	at Furman	W 36-28	9	6	36	5	3	2	1	1	0	1	1	0	0
Totals			38	26	165	23	13	10	3	4	2	3	3	0	0

26 of 38 (68.4%)

### Opponents Inside Chattanooga Red-Zone

Date	Opponent	Score	Times In RZ	Times Scored	Total Pts	Rush TDs	Pass TDs	FGs Made	Failed to score inside RZ						
									FGA	Down	Int	Fumb	Half	Game	
Sep 04, 2010	APPALACHIAN STATE	L 41-42	5	5	35	5	4	1	0	0	0	0	0	0	0
Sep 11, 2010	at Jacksonville State	L 17-21	3	2	14	2	1	1	0	1	0	0	0	0	0
Sep 18, 2010	EASTERN KENTUCKY	W 42-24	3	2	14	2	0	2	0	1	0	0	0	0	0
Sep 25, 2010	at Western Carolina	W 27-21	1	1	7	1	0	1	0	0	0	0	0	0	0
Oct 09, 2010	at The Citadel	W 28-10	2	2	10	1	1	0	1	0	0	0	0	0	0
Oct 16, 2010	GEORGIA SOUTHERN	W 35-27	3	3	13	1	1	0	2	0	0	0	0	0	0
Oct 23, 2010	at Furman	W 36-28	2	2	14	2	1	1	0	0	0	0	0	0	0
Totals			19	17	107	14	8	6	3	2	0	0	0	0	0

17 of 19 (89.5%)

## 2010 ALL-PURPOSE GAME-BY-GAME STATS

ALL-PURPOSE YARDS	Total	ASU	JSU	EKU	WCU	CIT	GSU	FUR
B. Sutherland	983	239	138	77	129	69	183	148
Joel Bradford	932	104	72	254	118	86	24	274
Erroll Wynn	506	DNP	98	122	93	50	78	65
Keon Williams	324	DNP	33	45	41	101	90	14
Garrett Hughes	242	78	25	-	31	56	6	46
Chris Pitchford	170	85	4	15	39	-	-	27
J.J. Jackson	169	54	10	DNP	-	26	16	63
Chris Awuah	107	10	9	-	8	1	46	33
Buster Skrine	86	86	DNP	-	-	-	-	-
Marlon Anthony	75	9	-	39	4	23	-	-
Sloan Allison	42	-	-	35	-	7	-	-
C. Ellzey	35	-	-	-	4	16	10	5
Jordan Tippit	24	-	21	DNP	DNP	-	3	-
J.D. Dothard	20	-	-	20	-	-	-	-
C. Lewis-Harris	5	-	-	-	5	-	-	-
Chris Marshall	5	-	-	-	-	-	-	5
Louis Gibson	2	-	2	DNP	DNP	DNP	DNP	DNP
Kadeem Wise	2	-	-	-	2	-	-	-
B.J. Coleman	1	-9	13	-4	-3	-2	10	-4
Mike Hammons	-6	-	-	-	-	-	-	-6
TEAM	-26	-	-	-	-13	-4	-6	-3

## 2010 GAME-BY-GAME TACKLES

Total Tackles	UA-A	Total	ASU	JSU	EKU	WCU	CIT	GSU	FUR
Ryan Consiglio LB	44-31	75	6-1	3-11	7-3	5-7	10-4	7-3	6-2
Chris Donald DL	19-18	37	2-0	3-9	3-1	1-0	4-1	5-2	1-5
C. Lewis-Harris DB	27-10	37	7-2	3-1	5-2	3-2	4-2	2-1	3-0
Shane Heatherly LB	17-19	36	5-1	3-5	2-1	1-1	3-3	1-2	2-6
D.J. Key DB	22-14	36	6-0	8-4	4-2	1-7	0-1	-	3-0
Gunner Miller	18-17	35	1-0	1-0	2-5	6-3	5-4	3-3	0-2
Nick Davison DL	20-9	29	2-0	4-2	1-1	3-2	3-2	3-1	4-1
Nick Craig DL	12-14	26	2-0	1-4	1-0	1-4	-	3-2	4-4
Jordan Tippit LB	18-5	23	7-1	-	DNP	DNP	5-1	4-2	2-1
Joshua Williams DE	16-5	21	3-0	1-0	3-0	1-1	2-0	6-0	0-4
Buster Skrine DB	17-4	21	4-0	DNP	2-1	4-2	1-1	5-0	1-0
Kadeem Wise DB	10-6	16	-	5-1	1-0	1-2	1-2	1-0	1-1
Wes Dothard LB	8-5	13	0-2	1-1	4-0	DNP	2-2	1-0	-
La'Nard Carr DL	4-8	12	1-0	1-5	0-1	DNP	1-0	1-2	-
J.D. Dothard	4-8	12	2-2	0-4	2-0	-	0-2	-	-
Chaz Moore DB	9-2	11	1-0	5-0	1-0	2-2	-	-	-
Sloan Allison	4-3	7	1-1	-	2-0	0-1	-	0-1	1-0
Jaron Norfleet DL	2-4	6	-	0-1	-	0-3	2-0	-	-
Briant Henry DB	4-1	5	1-0	-	1-0	DNP	2-0	-	0-1
Don Cope DB	3-2	5	-	0-1	0-1	-	-	1-0	2-0
Thomas Green	1-2	3	-	-	-	-	0-1	1-0	0-1
Chris Marshall	2-1	3	-	-	-	1-0	1-1	-	-
Jarrett Burns	1-2	3	-	-	-	1-0	-	0-1	0-1
Joel Bradford	2-0	2	-	1-0	-	-	1-0	-	-
Robert Harrison DB	0-2	2	-	0-1	-	0-1	-	-	-
Jeff Veres	1-1	2	DNP	-	-	-	-	1-0	0-1
Garrett Hughes	1-0	1	1-0	-	-	-	-	-	-
Brock Oliver	1-0	1	-	1-0	-	-	-	-	-
Chris Pitchford	0-1	1	-	-	-	-	0-1	-	-
Chris Harr	1-0	1	-	-	-	-	-	-	1-0
TEAM	1-0	1	-	-	-	1-0	-	-	-
De'Markus Lee DL	1-0	1	1-0	DNP	DNP	DNP	DNP	DNP	DNP

## 2010 GAME-BY-GAME SACKS

SACKS	UA-A	Total	ASU	JSU	EKU	WCU	CIT	GSU	FUR
Chris Donald DL	6-2	7.0	1.0-3	-	2.5-15	1.0-4	-	1.0-8	1.5-14
Joshua Williams DE	4-1	4.5	-	-	3.0-13	-	1.0-8	-	0.5-2
Nick Davison DL	1-0	1.0	-	-	-	-	-	-	1.0-5
La'Nard Carr DL	0-1	0.5	-	-	0.5-1	DNP	-	-	-

## 2010 GAME-BY-GAME TACKLES-FOR-LOSS

TACKLES FOR LOSS	UA-A	Total	ASU	JSU	EKU	WCU	CIT	GSU	FUR
Chris Donald DL	9-3	10.5	1.0-3	2.0-21	2.5-15	1.0-4	1.0-3	1.0-8	2.0-14
Nick Davison DL	6-2	7.0	-	2.0-5	-	1.5-2	1.0-1	1.5-3	1.0-5
Joshua Williams DE	5-2	6.0	-	1.0-2	3.0-13	0.5-0	1.0-8	-	0.5-2
J.D. Dothard	3-3	4.5	1.0-3	1.0-7	2.0-6	-	0.5-1	-	-
Gunner Miller	4-1	4.5	-	-	-	4.0-12	-	0.5-0	-
Ryan Consiglio LB	3-2	4.0	1.0-2	1.5-16	-	-	1.5-6	-	-
Nick Craig DL	2-1	2.5	1.0-1	-	-	1.5-2	-	-	-
Buster Skrine DB	2-0	2.0	1.0-2	DNP	-	-	-	1.0-6	-
D.J. Key DB	1-1	1.5	-	1.0-4	-	0.5-1	-	-	-
C. Lewis-Harris DB	1-0	1.0	1.0-2	-	-	-	-	-	-
Chaz Moore DB	1-0	1.0	-	1.0-1	-	-	-	-	-
La'Nard Carr DL	0-2	1.0	-	0.5-6	0.5-1	DNP	-	-	-
Shane Heatherly LB	0-1	0.5	-	-	-	-	-	-	0.5-1

## 2010 STARTING LINEUPS

OFFENSE	RT	RG	C	LG	LT	TE	QB	TB	FB	WR	WR
Appalachian State	A. Miller	T. Hurless	J. Galyon	O. Harris	C. Harr	G. Hughes	B. Coleman	J. Jackson	C. Ellzey	C. Pitchford	J. Bradford
Jacksonville State	A. Miller	T. Hurless	J. Galyon	O. Harris	C. Harr	G. Hughes	B. Coleman	J. Jackson	C. Ellzey	C. Pitchford	J. Bradford
Eastern Kentucky	D. Tate	T. Hurless	J. Galyon	O. Harris	C. Harr	S. Allison (WR)	B. Coleman	E. Wynn	C. Ellzey	B. Sutherland	J. Bradford
Western Carolina	D. Tate	T. Hurless	J. Galyon	A. Wilson	C. Harr	G. Hughes	B. Coleman	E. Wynn	C. Ellzey	C. Pitchford	J. Bradford
The Citadel	A. Miller	T. Hurless	J. Galyon	A. Wilson	C. Harr	G. Hughes	B. Coleman	K. Williams	B. Sutherland (WR)	C. Pitchford	J. Bradford
Georgia Southern	A. Miller	T. Hurless	J. Galyon	A. Wilson	C. Harr	G. Hughes	B. Coleman	K. Williams	B. Sutherland (WR)	C. Pitchford	J. Bradford
Furman	A. Miller	T. Hurless	J. Galyon	A. Wilson	C. Harr	G. Hughes	B. Coleman	K. Williams	C. Ellzey	C. Pitchford	J. Bradford

DEFENSE	LE	Nose	Tackle	RE	WLB	MLB	SLB	RCB	LCB	FS	SS
Appalachian State	J. Williams	N. Davison	L. Carr	C. Donald	J. Dothard	S. Heatherly	R. Consiglio	B. Skrine	K. Wise	J. Tippit	C. Lewis-Harris
Jacksonville State	J. Williams	N. Davison	N. Craig	C. Donald	J. Dothard	S. Heatherly	R. Consiglio	C. Moore	K. Wise	J. Tippit	C. Lewis-Harris
Eastern Kentucky	J. Williams	N. Davison	N. Craig	C. Donald	J. Dothard	S. Heatherly	R. Consiglio	C. Moore	K. Wise	D. Key	C. Lewis-Harris
Western Carolina	J. Williams	N. Davison	N. Craig	C. Donald	G. Miller	S. Heatherly	R. Consiglio	R. Harrison	K. Wise	D. Key	C. Lewis-Harris
The Citadel	J. Williams	N. Davison	N. Craig	C. Donald	G. Miller	S. Heatherly	R. Consiglio	B. Skrine	K. Wise	J. Tippit	C. Lewis-Harris
Georgia Southern	J. Williams	N. Davison	N. Craig	C. Donald	G. Miller	S. Heatherly	R. Consiglio	B. Skrine	K. Wise	J. Tippit	C. Lewis-Harris
Furman	J. Williams	N. Davison	N. Craig	C. Donald	G. Miller	S. Heatherly	R. Consiglio	B. Skrine	K. Wise	J. Tippit	C. Lewis-Harris

### KICKOFF GAME-BY-GAME

GAME	PLAYER	KICKOFFS	TOUCHBACKS	PCT.
Appalachian State	M. Hammons	8	0	.000
Jacksonville State	J. Veres	4	0	.000
Eastern Kentucky	J. Veres	6	0	.000
Western Carolina	J. Veres	5	0	.000
The Citadel	J. Veres	5	1	.200
Georgia Southern	J. Veres	6	0	.000
Furman	J. Veres	7	0	.000
<b>TOTALS</b>		<b>41</b>	<b>1</b>	<b>.024</b>

### PUNTING GAME-BY-GAME

GAME	PLAYER	PUNTS	INSIDE 20	TOUCHBACKS	FC
Appalachian State	M. Hammons	5	2	0	1
Jacksonville State	M. Hammons	3	2	0	0
Eastern Kentucky	M. Hammons	0	0	0	0
Western Carolina	M. Hammons	4	1	0	0
The Citadel	M. Hammons	3	0	0	0
Georgia Southern	M. Hammons	3	1	1	0
Furman	M. Hammons	3	1	1	0
<b>TOTALS</b>		<b>21</b>	<b>7</b>	<b>2</b>	<b>1</b>

### LONGEST PLAYS FROM SCRIMMAGE

#### RUSHES

62 yards by Brian Sutherland vs. Appalachian State, 9/4  
 34 yards by Brian Sutherland vs. Appalachian State, 9/4  
 34 yards by Brian Sutherland at The Citadel, 10/9

#### RECEPTIONS

80 yards by Joel Bradford vs. Eastern Kentucky, 9/18 (TD)  
 53 yards by Chris Pitchford vs. Appalachian State, 9/4 (TD)  
 46 yards by Brian Sutherland vs. Appalachian State, 9/4  
 46 yards by Brian Sutherland at W. Carolina, 9/25  
 46 yards by Garrett Hughes at The Citadel, 10/9  
 46 yards by Chris Awuah vs. Georgia Southern, 10/16

#### RETURNS

42 yards (KO) by Brian Sutherland at Furman, 10/23  
 27 yards (PR) by Joel Bradford at W. Carolina, 9/25

### SUPERLATIVES

#### 100-Yard Rushers

122 by Erroll Wynn vs. Eastern Kentucky, 9/18  
 101 by Keon Williams at The Citadel, 10/9

#### 300-Yard Passers

432 by B.J. Coleman at Furman, 10/23  
 375 by B.J. Coleman vs. Eastern Kentucky, 9/18  
 340 by B.J. Coleman vs. Appalachian State, 9/4

#### 100-Yard Receivers

274 by Joel Bradford at Furman, 10/23  
 254 by Joel Bradford vs. Eastern Kentucky, 9/18

### TURNOVER MARGIN

Game	Margin	Int.	Fum Rec	Total
Appalachian State	-1	0/0	2/3	2/3
Jacksonville State	1	3/1	1/2	4/3
Eastern Kentucky	+2	3/1	0/0	3/1
Western Carolina	--	3/1	1/3	4/4
The Citadel	+2	1/0	2/1	3/1
Georgia Southern	+2	1/0	1/0	2/0
Furman	-1	1/4	3/1	4/5
<b>Totals</b>	<b>+5</b>	<b>12/7</b>	<b>10/10</b>	<b>22/17</b>

# 2010 BOX SCORES

## Game 1 No. 3 Appalachian State 42, CHATTANOOGA 41 Sept. 4 • Finley Stadium

	1	2	3	4	Score
Appalachian State	7	0	7	28	42
Chattanooga	16	12	0	13	41

### Scoring Summary:

1st 11:58 UTC - Hammons 29 yd field goal, 8-13 2:23  
07:35 UTC - Pitchford 53 yd pass from Coleman (Hammons kick failed), 5-65 2:20  
02:36 ASU - Presley 2 yd run (Vitaris kick), 10-52 4:52  
00:21 UTC - Bradford 36 yd pass from Coleman (Hammons kick), 4-51 2:05  
2nd 11:29 UTC - Coleman 1 yd run (Hammons kick failed), 3-47 1:14  
05:15 UTC - Anthony 9 yd pass from Awuah (Pollard kick failed), 3-67 0:59  
01:17 ASU - Jordan 14 yd pass from Presley (Jason Vitaris kick), 4-86 1:12  
4th 14:54 UTC - Hughes 16 yd pass from Coleman (Pollard kick), 3-77 1:13  
13:56 ASU - Baker 3 yd run (Vitaris kick), 3-77 1:03  
12:22 ASU - Presley 4 yd run (Vitaris kick), 3-33 1:20  
11:01 ASU - Baker 7 yd run (Vitaris kick), 1-7 0:08  
06:05 ASU - Presley 33 yd pass from Presley (Vitaris kick), 5-61 2:54  
00:51 UTC - Coleman 3 yd run (Coleman pass failed), 11-86 2:05

	ASU	UTC
FIRST DOWNS	17	20
RUSHES-YARDS (NET)	39-146	29-143
PASSING YDS (NET)	340	349
Passes Att-Comp-Int	29-22-0	38-24-0
TOTAL OFFENSE PLAYS-YARDS	68-486	67-492
Fumble Returns-Yards	1-18	1-26
Punt Returns-Yards	1-11	1-19
Kickoff Returns-Yards	7-115	6-145
Interception Returns-Yards	0-0	0-0
Punts (Number-Avg)	5-31.6	5-37.4
Fumbles-Lost	4-2	3-3
Penalties-Yards	6-62	8-85
Possession Time	30:11	29:49
Third-Down Conversions	6 of 14	5 of 15
Fourth-Down Conversions	0 of 1	1 of 1
Red-Zone Scores-Chances	5-5	5-5
Sacks By: Number-Yards	3-20	1-3

**RUSHING:** ASU-Radford 10-85; Baker 13-44; Presley 11-25; Cadet 3-3; TEAM 2-minus 11. Chattanooga-Sutherland 4-95; Jackson 14-49; Awuah 2-8; Coleman 9-minus 9.  
**PASSING:** ASU-Presley 22-29-0-340. Chattanooga-Coleman 23-37-0-340; Awuah 1-1-0-9.  
**RECEIVING:** ASU-Cline 8-89; Quick 5-121; Jordan 3-45; Elder 2-19; Frazier 2-17; Cadet 1-8; Radford 1-8; Presley 0-33. Chattanooga-Hughes 6-78; Bradford 5-85; Sutherland 5-85; Pitchford 3-85; Jackson 3-5; Anthony 1-9; Awuah 1-2.  
Attendance: 15235 • Kickoff time: 3:06 pm • End of Game: 6:22 pm • Total elapsed time: 3:16

## Game 4 Chattanooga 27, WESTERN CAROLINA 21 Sept. 25 • Whitmire Stadium

	1	2	3	4	Score
Chattanooga	7	7	7	6	27
Western Carolina	7	0	7	7	21

### Scoring Summary:

1st 04:48 WCU - Jacoby Mitchell 32 yd pass from Josh Cockrell (Blake Bostic kick), 1-32 0:07  
02:02 UTC - Garrett Hughes 23 yd pass from B.J. Coleman (Jeff Veres kick), 7-72 2:41  
2nd 01:47 UTC - B.J. Coleman 1 yd run (Jeff Veres kick), 4-77 0:46  
3rd 12:05 WCU - C.J. Johnson 12 yd fumble recovery (Blake Bostic kick)  
07:59 UTC - Garrett Hughes 3 yd pass from B.J. Coleman (Jeff Veres kick), 11-83 4:00  
4th 13:54 UTC - Erroll Wynn 23 yd run (Jeff Veres kick failed), 1-23 0:07  
01:24 WCU - Jacoby Mitchell 1 yd pass from B. Pechloff (Blake Bostic kick), 9-80 1:57

	UTC	WCU
FIRST DOWNS	24	12
RUSHES-YARDS (NET)	39-97	24-56
PASSING YDS (NET)	259	193
Passes Att-Comp-Int	35-21-1	36-20-3
TOTAL OFFENSE PLAYS-YARDS	74-356	60-249
Fumble Returns-Yards	0-0	1-12
Punt Returns-Yards	1-27	3-16
Kickoff Returns-Yards	4-68	5-123
Interception Returns-Yards	3-7	1-18
Punts (Number-Avg)	6-34.0	8-45.5
Fumbles-Lost	3-3	1-1
Penalties-Yards	7-59	10-116
Possession Time	32:47	27:13
Third-Down Conversions	3 of 12	4 of 13
Fourth-Down Conversions	1 of 1	0 of 0
Red-Zone Scores-Chances	3-6	1-1
Sacks By: Number-Yards	1-4	2-16

**RUSHING:** Chattanooga-Wynn 16-80; Williams 13-41; Coleman 5-minus 3; Sutherland 1-minus 8; TEAM 4-minus 13. Western Carolina-Johnson 10-24; Pechloff 4-19; Harris 3-16; Rhodes 1-0; Brindise 6-minus 3.  
**PASSING:** Chattanooga-Coleman 21-35-1-259. Western Carolina-Pechloff 9-21-3-127; Brindise 10-14-0-34; Cockrell 1-1-0-32.  
**RECEIVING:** Chattanooga-Bradford 8-91; Pitchford 4-39; Hughes 3-31; Sutherland 2-69; Wynn 1-13; Awuah 1-8; Elzey 1-4; Anthony 1-4. Western Carolina-Pittman 7-90; Cockrell 4-20; Mitchell 3-35; Rogers 2-28; Harris 2-12; Johnson 2-8.  
Date: Sep 25, 2010 • Site: Cullowhee, N.C. • Stadium: EJ Whitmire Stadium • Attendance: 10187  
Kickoff time: 6 p.m. • End of Game: 8:56 pm • Total elapsed time: 2:56

## Game 2 NO. 5 JACKSONVILLE STATE 21, Chattanooga 17 Sept. 11 • Burgess-Snow Field

	1	2	3	4	Score
Jacksonville State	3	7	7	0	17
No. 5 Jacksonville State	0	0	7	14	21

### Scoring Summary:

1st 11:37 UTC - Jeff Veres 27 yd field goal, 7-38 2:08  
2nd 6:20 UTC - Jaron Norfleet 26 yd fumble recovery (Jeff Veres kick)  
12:19 UTC - Joel Bradford 14 yd pass from B.J. Coleman (Jeff Veres kick), 6-54 2:35  
5:59 JSU - BLANCHARD, Coty 3 yd run (ESCO, James kick), 15-69 6:21  
4th 7:50 JSU - CAMERON, Jeffrey 9 yd pass from BLANCHARD, Coty (ESCO, James kick), 17-97 6:55  
01:16 JSU - SHAW, James 72 yd pass from IVORY, Marques (ESCO, James kick), 6-89 1:05

	UTC	JSU
FIRST DOWNS	18	22
RUSHES-YARDS (NET)	38-174	45-96
PASSING YDS (NET)	149	240
Passes Att-Comp-Int	23-10-1	36-20-3
TOTAL OFFENSE PLAYS-YARDS	61-323	81-336
Fumble Returns-Yards	1-26	0-0
Punt Returns-Yards	1-6	2-10
Kickoff Returns-Yards	4-75	4-96
Interception Returns-Yards	3-21	1-19
Punts (Number-Avg)	3-47.0	3-39.0
Fumbles-Lost	4-2	3-1
Penalties-Yards	4-30	4-35
Possession Time	25:40	34:20
Third-Down Conversions	6 of 13	10 of 17
Fourth-Down Conversions	0 of 2	0 of 1
Red-Zone Scores-Chances	2-4	2-3
Sacks By: Number-Yards	0-0	0-0

**RUSHING:** Chattanooga-Wynn 13-98; Williams 10-33; Sutherland 2-17; Coleman 4-13; Jackson 4-10; Awuah 3-9; Pitchford 1-4; Bradford 1-minus 10. Jacksonville State-FREENEY 7-54; MIDDLETON 17-53; BLANCHARD 8-7; FREELON 2-5; IVORY 5-2; BARKSDALE 2-1; TEAM 1-minus 3; YOUNG 2-minus 8; SHAW 1-minus 15.  
**PASSING:** Chattanooga-Coleman 10-22-1-149; Awuah 0-1-0-0. Jacksonville State-IVORY 18-33-2-226; BLANCHARD 2-3-1-14.  
**RECEIVING:** Chattanooga-Bradford 6-76; Sutherland 3-48; Hughes 1-25. Jacksonville State-WIDDON 7-68; YOUNG 3-20; SHAW 2-85; MIDDLETON 2-23; CAMERON 2-14; WILLIAMS 1-13; FREEMAN 1-8; HOWARD 1-6; FREENEY 1-3.  
**INTERCEPTIONS:** Chattanooga-Tippitt 1-21; Wise 1-0; Consiglio 1-0. Jacksonville State-GRAY 1-19.  
Attendance: 22186 • Kickoff time: 6 p.m. • End of Game: 10:28 pm • Total elapsed time: 3:02

## Game 3 CHATTANOOGA 42, Eastern Kentucky 24 Sept. 18 • Finley Stadium

	1	2	3	4	Score
Eastern Kentucky	2	7	7	8	24
Chattanooga	14	14	7	7	42

### Scoring Summary:

1st 10:46 UTC - Sloan Allison 21 yd pass from B.J. Coleman (Jeff Veres kick), 8-76 4:14  
05:51 UTC - Joel Bradford 80 yd pass from B.J. Coleman (Jeff Veres kick), 2-80 0:17  
02:09 EKU - THOMAS, Yameen safety  
2nd 13:31 EKU - GOARD, Tyrone 6 yd pass from PRYOR, T.J. (O'CONNOR, Logan kick), 9-65 3:32  
03:00 UTC - Marlon Anthony 6 yd pass from B.J. Coleman (Jeff Veres kick), 8-39 3:27  
00:11 UTC - Erroll Wynn 2 yd run (Jeff Veres kick), 7-83 0:58  
3rd 08:49 UTC - Sloan Allison 14 yd pass from B.J. Coleman (Jeff Veres kick), 9-91 3:16  
06:07 EKU - HARRIS, O. 10 yd pass from PRYOR, T.J. (O'CONNOR, Logan kick), 7-57 2:34  
4th 07:13 EKU - SHUPPERD, Shawn 25 yd blocked punt return (PRYOR, T.J. rush)  
02:30 UTC - Keon Williams 3 yd run (Jeff Veres kick), 9-86 4:42

	EKU	UTC
FIRST DOWNS	21	26
RUSHES-YARDS (NET)	23-58	40-173
PASSING YDS (NET)	236	375
Passes Att-Comp-Int	41-27-3	32-24-1
TOTAL OFFENSE PLAYS-YARDS	64-294	72-548
Fumble Returns-Yards	0-0	0-0
Punt Returns-Yards	1-42	0-0
Kickoff Returns-Yards	6-100	2-35
Interception Returns-Yards	1-0	3-20
Punts (Number-Avg)	2-41.0	1-0-0
Fumbles-Lost	1-0	0-0
Penalties-Yards	6-68	9-84
Possession Time	27:05	32:55
Third-Down Conversions	3 of 11	7 of 12
Fourth-Down Conversions	2 of 4	2 of 2
Red-Zone Scores-Chances	2-3	4-7
Sacks By: Number-Yards	3-16	6-29

**RUSHING:** EKU-BANJOMAN 1-21; LUMPKIN -18; BERRY 1-12; DAVIS 1-5; PRYOR 14-2; TEAM 1-0. Chattanooga-Wynn 17-122; Williams 14-45; Sutherland 3-10; TEAM 1-0; Coleman 5-minus 4.  
**PASSING:** EKU-PRYOR 27-41-3-236. Chattanooga-Coleman 24-32-1-375.  
**RECEIVING:** EKU-HARRIS 10-77; GOARD 5-48; MOORE 4-35; WILLIAMS 4-20; CROMER 2-25; LUMPKIN 1-25; BANJOMAN 1-6. Chattanooga-Bradford 11-254; Sutherland 5-32; Anthony 4-39; Allison 2-35; Pitchford 2-15.  
**INTERCEPTIONS:** EKU-GOODEN 1-0. Chattanooga-Dothard 1-20; Skrine 1-0; Wise 1-0.  
Attendance: 10543

## Game 6 CHATTANOOGA 35, No. 18 Georgia Southern Oct. 16 • Finley Stadium

	1	2	3	4	Score
Georgia Southern	10	10	0	7	27
Chattanooga	7	7	14	7	35

### Scoring Summary:

1st 09:49 GSU - Mora, Adrian 37 yd field goal, 10-64 5:11  
07:21 UTC - Chris Awuah 46 yd pass from B.J. Coleman (Jeff Veres kick), 6-70 2:21  
05:24 GSU - Wilcox, J.J. 58 yd pass from Shaw, Jaybo (Mora, Adrian kick), 4-70 1:50  
2nd 14:12 GSU - Akinniranye, T. 60 yd run (Mora, Adrian kick), 6-80 2:52  
05:38 UTC - Erroll Wynn 1 yd run (Jeff Veres kick), 11-56 5:01  
00:00 GSU - Mora, Adrian 33 yd field goal, 16-54 5:32  
3rd 05:58 UTC - B.J. Coleman 11 yd run (Jeff Veres kick), 17-80 9:02  
02:52 UTC - J.J. Jackson 3 yd run (Jeff Veres kick), 4-25 1:35  
4th 10:31 UTC - B. Sutherland 43 yd pass from B.J. Coleman (Jeff Veres kick), 7-94 2:55  
01:38 GSU - Shaw, Jaybo 1 yd run (Mora, Adrian kick), 6-82 2:14

	GSU	UTC
FIRST DOWNS	18	17
FIRST DOWNS	16	23
RUSHES-YARDS (NET)	49-255	45-195
PASSING YDS (NET)	136	159
Passes Att-Comp-Int	8-4-1	22-11-0
TOTAL OFFENSE PLAYS-YARDS	57-391	67-354
Fumble Returns-Yards	0-0	0-0
Punt Returns-Yards	1-0	0-0
Kickoff Returns-Yards	5-93	4-103
Interception Returns-Yards	0-0	1-3
Punts (Number-Avg)	3-40.3	3-36.7
Fumbles-Lost	2-1	0-0
Penalties-Yards	9-85	3-20
Possession Time	27:21	32:39
Third-Down Conversions	6 of 13	7 of 13
Fourth-Down Conversions	1 of 1	1 of 2
Red-Zone Scores-Chances	3-3	3-3
Sacks By: Number-Yards	1-2	1-8

**RUSHING:** GSU-Akinniranye 11-102; Shaw 12-58; Wilcox 8-35; Robinson, 3-16; Hickey 1-15; McKinnon 7-14; Banks 4-13; Brown 2-8; Butler 1-minus 6. UTC-Williams 16-90; Wynn 15-75; Jackson 3-16; Elzey 2-10; Coleman 3-10; Sutherland 3-0; TEAM 3-minus 6.  
**PASSING:** GSU-Shaw 4-7-0-136; Hickey 0-1-1-0; McKinnon 0-0-0-0. UTC - Coleman 11-21-0-159; Awuah 0-1-0-0.  
**RECEIVING:** GSU-Wilcox 2-121; Robinson 1-13; Butler 1-2. UTC - Sutherland 5-80; Bradford 3-24; Awuah 1-46; Hughes 1-6; Wynn 1-3.  
Georgia Southern (3-3, 1-2) vs. Chattanooga (4-2, 3-1) • Date: Oct 16, 2010 • Site: Chattanooga, Tenn. • Stadium: Finley Stadium • Attendance: 17414

# 2010 BOX SCORES

## Game 7

No. 24 Chattanooga 36, No. 25 FURMAN 28

Oct. 23 • Paladin Stadium

	1	2	3	4	Score
No. 24 Chattanooga	3	7	0	26	36
No. 25 Furman	7	14	7	0	28

### Scoring Summary:

1st 07:36 FUR - Ryan Steed 63 yd interception return (Ray Early kick)  
01:03 UTC - Jeff Veres 20 yd field goal, 13-77 6:33

2nd 12:23 FUR - Cody Worley 5 yd run (Ray Early kick), 9-62 3:32  
10:33 FUR - Colin Anderson 17 yd pass from Cody Worley (Ray Early kick), 3-17 0:24  
03:37 UTC - Chris Pitchford 11 yd pass from B.J. Coleman (Jeff Veres kick), 9-69 2:13

3rd 09:19 FUR - Colin Anderson 27 yd pass from Cody Worley (Ray Early kick), 5-45 2:23

4th 13:53 UTC - J.J. Jackson 5 yd run (Jeff Veres kick blocked), 11-45 2:44  
11:48 UTC - Erroll Wynn 5 yd run (Jeff Veres kick), 5-31 1:57  
08:57 UTC - Joel Bradford 9 yd pass from B.J. Coleman (Wynn rush failed), 5-77 1:49  
08:38 UTC - Chris Awuah 11 yd run (Jeff Veres kick), 1-11 0:07

	UTC	FUR
FIRST DOWNS	33	12
RUSHES-YARDS (NET)	43-136	33-98
PASSING YDS (NET)	432	129
Passes Att-Comp-Int	59-33-4	21-12-1
TOTAL OFFENSE PLAYS-YARDS	102-568	54-227
Punt Returns-Yards	1-0	1-1
Kickoff Returns-Yards	4-99	7-92
Interception Returns-Yards	1-0	4-81
Punts (Number-Avg)	3-36.7	8-39.1
Fumbles-Lost	2-1	3-3
Penalties-Yards	4-25	8-76
Possession Time	36:32	23:28
Third-Down Conversions	11 of 21	1 of 10
Fourth-Down Conversions	1 of 2	1 of 1
Red-Zone Scores-Chances	6-9	2-2
Sacks By: Number-Yards	3-21	1-5

**RUSHING:** Chattanooga-Wynn 19-65; Jackson 9-38; Awuah 3-22; Williams 3-14; Elzey 2-5; Marshall 1-5; TEAM 2-minus 3; Coleman 3-minus 4; Hammons 1-minus 6. Furman-Brown 12-58; Cunningham 1-19; Worley 13-16; Williams 6-6; Team 1-minus 1.

**PASSING:** Chattanooga-Coleman 33-58-4-432; TEAM 0-1-0-0. Furman-Worley 12-21-1-129.

**RECEIVING:** Chattanooga-Bradford 15-274; Sutherland 7-49; Pitchford 4-27; Hughes 3-46; Jackson 3-25; Awuah 1-11. Furman-Mims 6-45; Anderson 4-70; Hendrix 1-8; King 1-6.

Date: Oct 23, 2010 • Site: Greenville, S.C. • Stadium: Paladin Stadium • Attendance: 10394

Kickoff time: 2:00pm • End of Game: 5:05 • Total elapsed time: 3:05